

**RESPONSE OF IRRIGATION LEVEL AND BORON SPLITTING AS
FOLIAR APPLICATION ON THE GROWTH AND
YIELD OF LENTIL**

SANCHITA PAUL



**DEPARTMENT OF AGRONOMY
SHER-E-BANGLA AGRICULTURAL UNIVERSITY
DHAKA -1207**

December, 2019

**RESPONSE OF IRRIGATION LEVEL AND BORON SPLITTING AS
FOLIAR APPLICATION ON THE GROWTH AND
YIELD OF LENTIL**

BY

SANCHITA PAUL

REGISTRATION NO. 18-09035

*A Thesis
Submitted to the Faculty of Agriculture
Sher-e-Bangla Agricultural University, Dhaka
in partial fulfilment of the requirements
for the degree of*

**MASTER OF SCIENCE (MS)
IN**

AGRONOMY

SEMESTER: JULY-DECEMBER, 2019

Approved by:

**Shimul Chandra Sarker
Supervisor**

**Prof. Dr. Tuhin Suvra Roy
Co- Supervisor**

**Prof. Dr. Md. Shahidul Islam
Chairman
Examination Committee**



DEPARTMENT OF AGRONOMY
Sher-e-Bangla Agricultural University
Sher-e-Bangla Nagar, Dhaka-1207

CERTIFICATE

*This is to certify that the thesis entitled “**RESPONSE OF IRRIGATION LEVEL AND BORON SPLITTING AS FOLIAR APPLICATION ON THE GROWTH AND YIELD OF LENTIL**” submitted to the Department of Agronomy, Sher-e-Bangla Agricultural University, Dhaka, in partial fulfilment of the requirements for the degree of **MASTER OF SCIENCE** in AGRONOMY, embodies the result of a piece of bona-fide research work carried out by **SANCHITA PAUL**, REGISTRATION NO. **18-09035** under my supervision and guidance. No part of the thesis has been submitted for any other degree or diploma.*

I further certify that such help or source of information, as has been availed of during the course of this investigation has duly been acknowledged.

Dated:
Dhaka, Bangladesh

Shimul Chandra Sarker
Supervisor
Department of Agronomy
Sher-e-Bangla Agricultural University
Dhaka-1207



*DEDICATED TO MY
BELOVED
PARENTS*

ACKNOWLEDGEMENTS

The author seems it a much privilege to express her enormous sense of gratitude to the Almighty for the ever ending blessings for the successful completion of the research work.

*The author feels proud to express her deep sense of gratitude, sincere appreciation and immense indebtedness to her supervisor **Shimul Chandra Sarker**, Assistant Professor, Department of Agronomy, Sher-e-Bangla Agricultural University, Dhaka, for his continuous guidance, cooperation, constructive criticism and helpful suggestions, valuable opinion in carrying out the research work and preparation of this thesis.*

*The author feels proud to express her deepest respect, sincere appreciation and immense indebtedness to her co-supervisor **Dr. Tuhin Suvra Roy**, Professor, Department of Agronomy, SAU, Dhaka, for his scholastic and continuous guidance during the entire period of course, research work and preparation of this thesis.*

The author expresses her sincere gratitude towards sincerity of the Chairman, Dr. Md. Shahidul Islam, Professor, Department of Agronomy, SAU, Dhaka, for his valuable suggestions and co-operation during the study period. The author would like to express her deepest respect and boundless gratitude to all respected teachers of the Department of Agronomy, SAU, Dhaka, for their valuable teaching, suggestions and co-operation during the study period. The author expresses her heartfelt thanks to all the departmental and field staffs for their active help during the experimental period.

The author expresses her sincere appreciation to her father, Kumud Ranjan Paul and beloved mother, Mrs. Anna Rani Paul, sister, husband Sattwikesh Paul, and her friends Azaharul Arif.

The Author

RESPONSE OF IRRIGATION LEVEL AND BORON SPLITTING AS FOLIAR APPLICATION ON THE GROWTH AND YIELD OF LENTIL

ABSTRACT

A field experiment was conducted for evaluating the effect of irrigation and boron splitting as foliar spray on growth and yield of lentil at the research field of the Department of Agronomy, Sher-e- Bangla Agricultural University, Dhaka from November, 2018 to March, 2019. The experiment consisted of three levels of irrigation viz., I₀: Control, I₁: one irrigation at 25 days after sowing (DAS), I₂: two irrigations at 25 DAS and 40 DAS and boron was applied by four levels viz., B₀: Control, B₁: 80% recommended dose as basal + rest 20% as foliar spray (FS) at pre flowering (PF), B₂: 60% RD as basal + rest 40% as FS at PF, B₃: 40% RD as basal + rest 60% as FS at PF. The experiment was full set up in a split-plot design with three replications. Data recorded on the basis of plant length, leaves plant⁻¹, branches plant⁻¹, dry weight plant⁻¹, pods plant⁻¹, seeds pod⁻¹, 1000-seed weight, pod length, seed yield, stover yield and biological yield were found statistically variable with treatments. In case of irrigation result revealed that the highest dry weight plant⁻¹ (4.44 g), 1000-seed weight (24.26 g) and seed yield (570.56 kg ha⁻¹) were obtained from I₂ (Irrigations at 25 and 40 DAS). On the other hand, the highest dry weight plant⁻¹ (4.40 g), 1000-seed weight (22.87g) and seed yield (598.81 kg ha⁻¹) were recorded from B₃ (40% RD as basal + rest 60% as FS at PF). Result also showed that most of the treatment combinations gave the statistical similar results in case of seed yield where numerically the highest seed yield (638.23 kg ha⁻¹) was recorded in I₂B₃. Numerically the highest stover yield (751.26 kg ha⁻¹) and biological yield (1389.4 kg ha⁻¹) was recorded from I₂B₃ combinations. The combined use of irrigation and boron was preferable than their individual application. It may be concluded that I₀B₃ combinations may be suitable for lentil cultivation if the crop received at least 12.8 mm rainfall during its maximum vegetative stage.

Key words: Boron, irrigation, yield characteristics, lentil, foliar application, splitting etc.

LIST OF CONTENTS

CHAPER	TITLE	PAGE NO.
	ACKNOWLEDGEMENTS	i
	ABSTRACT	ii
	LIST OF CONTENTS	iii
	LIST OF TABLES	v
	LIST OF FIGURES	vi
	LIST OF APPENDICES	vii
	LIST OF PLATES	viii
	ABBREVIATIONS AND ACRONYMS	ix
I	INTRODUCTION	1-4
II	RIVIEW OF LITERATURE	5-24
	2.1 Effect of Irrigation	5
	2.1.1 Growth Parameters	6
	2.1.2 Yield Parameters	7-14
	2.2 Effect of Boron	14-24
	2.2.1 Growth Parameters	14
	2.2.2 Yield Parameters	17-24
III	MATERIALS AND METHODS	25
	3.1 Location	25
	3.2 Soil	25
	3.3 Climate and weather	25-26
	3.4 Plant material	26
	3.5 Experimental treatments	26-27
	3.6 Design and layout	27
	3.7 Land preparation	27
	3.8 Fertilizer application	27-28
	3.9 Seed sowing	28
	3.10 Intercultural operation	28-29
	3.11 Harvest and threshing	29
	3.12 Sampling	29
	3.13 Collection of data	30
	3.14 Procedure of recording data	31-33
	3.15 Statistical analysis	33

LIST OF CONTENTS (Cont'd)

CHAPTER	TITLE	PAGE NO.
IV	RESULTS AND DISCUSSIONS	34
	4.1 Growth parameters	34
	4.1.1 Plant length	34-37
	4.1.2 Number of leavesplant ⁻¹	37-40
	4.1.3 Number of branches plant ⁻¹	40-43
	4.1.4 Weight of dry matter	43-46
	4.1.5 Days to flowering and days to maturity	46
	4.2.1 Yield contributing characters	46-47
	4.2.2 Number of pods plant ⁻¹	47-50
	4.2.3 Pod length	50-51
	4.2.4 Number of seeds pod ⁻¹	51-52
	4.2.5 Weight of 1000-seeds	52-54
	4.3 Yield parameters	55
	4.3.1 Seed yield	55
	4.3.2 Stover yield	56
	4.3.3 Biological yield	57
	4.3.4 Harvest index	57-59
V	SUMMARY AND CONCLUSION	60-62
	REFERENCES	63-76
	APPENDICES	77-82

LIST OF TABLES

TABLE NO.	TITLE	PAGE NO.
1	Fertilizer Application	28
2	Interaction effect of irrigation and boron application on plant length (cm) of Lentil at different days after sowing	37
3	Response of irrigation and boron application on number of leaves plant ⁻¹ of Lentil at different days after sowing	40
4	Response of irrigation and boron application on number of branches plant ⁻¹ of Lentil at different days after sowing	43
5	Response of irrigation and boron application on dry weight (g plant ⁻¹) of Lentil at different days after sowing	46
6	Response of irrigation and boron application on days to flowering and days to maturity of Lentil	47
7	Response of irrigation and boron application on number of pods plant ⁻¹ of Lentil at different days after sowing	50
8	Response of irrigation application on yield contributing parameters of Lentil at harvest	53
9	Response of boron application on yield contributing parameters of Lentil at harvest	54
10	Interaction effect of irrigation and boron application on yield contributing parameters of Lentil at harvest	54
11	Interaction effect of irrigation application on yield and harvest index of Lentil	58
12	Interaction effect of boron application on yield and harvest index of Lentil	59
13	Response of irrigation and boron application on yield and harvest index of parameters of Lentil	59

LIST OF FIGURES

FIGURE NO.	TITLE	PAGE NO.
1	Response of irrigation application on plant length of Lentil at different days after sowing	34
2	Response of boron application on plant length of Lentil at different days after sowing	36
3	Response of irrigation and boron on the number of leaves plant ⁻¹ of Lentil at different days after sowing	38
4	Response of boron application on number of leaves plant ⁻¹ of Lentil at different days after sowing	39
5	Response of irrigation application on number of branches plant ⁻¹ of Lentil at different days after sowing	41
6	Response of boron application on number of branches plant ⁻¹ of Lentil at different days after sowing	42
7	Response of irrigation application on dry weight (g) of Lentil at different days after sowing	44
8	Response of boron application on dry weight (g) of Lentil at different days after sowing	45
9	Response of irrigation application on number of pods plant ⁻¹ of Lentil at different days after sowing	48
10	Response of boron application on number of pods plant ⁻¹ of Lentil at different days after sowing	49

LIST OF APPENDICES

APPENDIX NO.	TITLE	PAGE NO.
I	Experimental site showing in the map under the present study	77
II	Monthly records of Temperature, Rainfall, and Relative humidity of the experiment site	78
III	The mechanical and chemical characteristics of soil of the experimental site as observed prior to experimentation	78
IV	Layout of the experiment	79
V	Response of irrigation and boron application on plant length (cm) of lentil	80
VI	Response of irrigation and boron application on number of leaves plant ⁻¹ Of lentil	80
VII	Response of irrigation and boron application on number of branches plant ⁻¹ of lentil	80
VIII	Response of irrigation and boron application on dry weight (g plant ⁻¹) of Lentil	81
IX	Response of irrigation and boron application on days to flowering and days to maturity of lentil	81
X	Response of irrigation and boron application on number of Pods plant ⁻¹ of lentil	81
XI	Response of irrigation and boron application on number of yield contributing parameters of lentil	82
XII	Response of irrigation and boron application on seed yield, stover yield, biological yield and harvest index of lentil	82

LIST OF PLATES

PLATES NO.	TITLE	PAGE NO.
1	Field view of experiment at sowing	83
2	Field view of treatment combination (I ₁ B ₁) at 40 DAS	83
3	Field view of treatment combination (I ₀ B ₀) at 40 DAS	83
4	Field view of treatment combination (I ₀ B ₀) at 40 DAS	84
5	Field view of treatment combination (I ₂ B ₃) at 40 DAS	84
6	Field view of treatment combination (I ₂ B ₃) at 40 DAS	84
7	Field view of treatment combination (I ₀ B ₀) at 40 DAS	84
8	Field view of application of irrigation	85
9	Field view of boron spray in the experiment field	85
10	Field view of maturity of the pods in the experiment field	86
11	Field view at harvest time	86
12	During process of drying	87
13	During collection of seeds	87
14	During measuring the seeds	88
15	Overview of the experiment field	88

ABBREVIATIONS AND ACRONYMS

%	=	Percentage
AEZ	=	Agro-Ecological Zone
BBS	=	Bangladesh Bureau of Statistics
Cm	=	Centimeter
CV %	=	Percent Coefficient of Variation
DAS	=	Days After Sowing
e.g.	=	exempli gratia (L), for example
et al.,	=	And others
etc.	=	Etcetera
FAO	=	Food and Agriculture Organization
g	=	Gram (s)
i.e.	=	id est (L), that is
Kg	=	Kilogram (s)
L	=	Litre
LSD	=	Least Significant Difference
M.S.	=	Master of Science
m ²	=	Meter squares
mg	=	Milligram
FS	=	Foliar spray
No.	=	Number
°C	=	Degree Celceous
SAU	=	Sher-e-Bangla Agricultural University
PF	=	Pre flowering
WHO	=	World Health Organization
µg	=	Microgram
RD	=	Recommended Dose

CHAPTER I

INTRODUCTION

Legumes are considered the world's most essential food source after cereals, as they are the main protein and energy sources for humans. It can be a good alternative to animal protein at the moment. Bangladesh is an agricultural country where different types of pulse crops are cultivated, including lentil, chickpea, cowpea, blackgram, mungbean, field pea and grass pea. People of Bangladesh get their most of the vegetable proteins from pulse. It is cultivated in an area of 898 million ha in Bangladesh with 389 million tons of output and 434 kg ha⁻¹ of productivity (BBS, 2018). According to the recommendation of the FAO, (2013), a minimum pulse intake per capita should be 80 g per day, whereas in Bangladesh it is 17.92 g per day. Pulse is an essential food crop because it acts as an easily accessible source of high protein, amino acids such as isoleucine, leucine, lysine, valine, good taste, and easily digestible components. Because of nutritional values and economic importance, new methods to increase the production of pulses need to be created. One of these new methods is the use of foliar fertilization, including micronutrients, which is known to be more active on yield, protein content, and nitrogen fixation.

Lentil (*Lens culinaris* Medik) is one of the oldest annual pulse crops cultivated for over 8,000 years as a major food source. It belongs to the *Papilionaceae* subfamily under the *Leguminosae* family. Lentil is the world's fourth largest pulse (legume) plant after bean (*Phaseolus vulgaris* L.), pea (*Pisum sativum* L.), and chickpea (*Cicer arietinum* L.). Longer shelf life, market availability with lower cost makes lentils as an affordable and easy addition to our pantry. Lentil have a great deal of nutritional value not only in the form of vitamins but also as minerals and protein. Lentil seed is rich in essential nutrients, mineral products and soluble and in soluble dietary fibers. Seed contains 25% protein, 1.1% fat and 59% carbohydrate. A significant amount of vitamin A and B is also provided by lentil. Lentil is a perfectly digestible source of protein that is lower than other legumes due to anti-nutritional factors such as haemagglutinins, flavones and

oligosaccharides. Lentil plays a major role in cultivation rotation to maintain soil fertility by adding atmospheric nitrogen to their root nodules using symbiotic rhizobial material to achieve greater yields.

India, Turkey, Syria, Pakistan, Spain and Bangladesh are the main lentil growing countries in the world. Totally in Bangladesh, 176,633 metric tons of lentil from an area of 385,399 million hectares were produced during 2017-2018 (BBS, 2018). Lentil can be successfully grown in Bangladesh due to favorable weather and soil. But the country's average production of lentil is low compared to the leading lentil growers of the world. The main reasons for lower lentil production are mainly due to marginal and weak soil fertility, management practices, insufficient irrigation, poor pests and diseases control measures and higher flower falling rate. Above all, poor fertilization is behaving one of the stronger causes for low production of lentils.

Moisture is the major factor in many parts of the world which limits crop production. Plant physiological processes for example photosynthesis, cellular growth and turgidity, etc. are directly or indirectly influenced by irrigation (Reddi and Reddi, 1995). Siliquae per plant, seed and oil yield decreased with higher water pressure (Rahnema and Bakhshandeh, 2006). A crop's response to water stress varies with plant species, stage of crop growth, type of soil, climate and season. Water stress also affects plant phenology, development of the leaf area, flowering, setting of the pod and results in low yield. Inadequate water supply in growing stage, may decrease quantity and quality of crop (Debaeke and Aboudrare, 2004). In contrary, nutrient leaching, reduced crop production and wastage of water are also reported (Pang *et al.* 1997; Sezen *et al.* 2006). Further irrigation can adversely affect plant quality. First irrigation should be provided at the planting stage 35-40 days and second at the filling phase. Pod formation followed by flower initiation is the most critical stage for moisture stress. Vegetative stage, pre-flowering stage and pod setting stage are crucial stages of lentil stages for water use. The substantial increase in the yield characteristics of lentils can be done by using irrigation

water, even though most farmers in Bangladesh do not use irrigation water in pulses as well as lentil (Quah and Jafar, 1994).

Foliar application of nutrients can increase the use of nutrients and reduce pollution by lowering the amount of fertilizer applied to the soil directly (Abdo-F, 2001). In addition, foliar nutrient feeding could have facilitated absorption of nutrient through root leading to the improvement of root growth and nutrient absorption (El-Fouly and El-Sayed, 1997). Boron is an addictive substance in the growth, development and quality of plants (Pilbeam and Kirkby, 1983; Marschner, 1995; Brown *et al.* 1999; Dordas *et al.* 2007). Boron also plays a crucial role in sugar exchange, nitrogen fixation, protein synthesis, saccharose synthesis, cell wall formation, membrane stability and K^+ movement (Singh *et al.* 2014). B is also functionally related to one or more processes of calcium utilization, cellular division, flowering, fruiting, metabolism of carbohydrate and nitrogen, disease resistance, water relationships and triggering certain reactions (Sprague, 1951). Boron deficiency in soil is a major reason for reduced crop yields in Bangladesh, India, Nepal and China (Anantawiroon *et al.* 1997). Boron deficiency results in plant sterility due to reproductive tissue malformation that affects pollen germination, leading to increased flower fall and decreased fruit area (Subasinghe *et al.* 2003). Symptoms of widespread B deficiency in crop includes deformation or discoloration of fruit or grain, disruption of flowering and fruiting and poor yields (Shorrocks, 1991; Ho, 2000).

For maintaining production of lentil in a dry and nutrient deficient soil, irrigation and micronutrient like boron management is very important. By proper irrigation may results in lower root absorbing capacity in crop plants by significantly reducing transpiration levels and impaired active transport and membrane permeability. Foliar application of B at vegetative stage may important role in lentil growth, flowering and pod filling. So there is a great need for soil-based fertilizers and foliar application of boron. Poor and variable seed production is a major problem restricting the yield and fast growth of grain

legumes, including tropical lentil. Severe attention needs to be paid to the serious problem like flower fall and bad seed setting.

Considering the above facts, the present work was carried out to examine the effect of boron and irrigation levels on growth and yield of lentil cv. BARI masur-6 with following objectives:

- i.** to select the optimum irrigation level for the higher production of lentil .
- ii.** to examine the yield advantage achieving after boron splitting and
- iii.** to evaluate the promising interaction effect of irrigation level and boron splitting on the growth, yield and yield contributing characters of lentil.

CHAPTER II

RIVIEW OF LITERATURE

Around 2000 BC lentil was introduced first in the Indo-Gengetic plain after its domestication in Western Asia (Cubero, 1981). Lentil is one of Bangladesh's main pulse crops, along with many countries around the world.

Application of iron, zinc, molybdenum and boron has the potential effects over plant micro-nutrition. Boron and irrigation are the most important factors on their relation to maximize the growth; yield and quality contributing traits of lentil. For that studies related to yield and development of lentil have been carried out in our country as well as many other nations. So, the research as far done in Bangladesh is inadequate and inconclusive. Relevant research information regarding the effect of boron with irrigation, which are pertinent to the present experiment, have been discussed and presented in this chapter.

2.1 Effect of Irrigation on growth, yield attributes and yield

Irrigation can affect production, yield components, and lentil yield variables. Dastan and Aslam (1986) found that lentils responded positively to irrigation at 15 and 30 days after sowing in Delhi's sandy loam soil.

Pannu and Singh (1988) demonstrated that the total dry matter and grain yields were affected by moisture deficit in lentil.

Lopes *et al.* (1988) reported that moisture deficiency resulted in lower number of leaves, pods per plant, reduced plant length-root length ration in *Phaseolus vulgaris*.

2.1.1 Growth Parameters

Salter and Goode (1967) mentioned that for species like lentil, plant growth is physiologically more resistant to pressure from moisture than others.

Yadav *et al.* (1992) found that the moisture regime for lentils is relatively better than gram. One irrigation at flower initiation (50 DAS) was found to be most effective in the north-eastern plains (Faizabad); whereas in Central India (Jabalpur), two irrigations was found to be efficient at branching and flowering.

Rathi *et al.* (1995) showed that most critical growth stage for moisture deficit in lentil is pod formation followed by the initiation of flowering. In case of failure of winter rains, 1 to 2 irrigations were required for enhanced productivity of the crop. The importance of irrigation was increased under late planting of the crop due to poor root developments and higher depletion of soil moisture.

Pandey *et al.* (1984) reported that Mungbean is more vulnerable than other grain legumes to water deficits. Water deficit affects the development of the canopy and the overall phase of growth, but tolerance to water deficit is varied.

Krouma (2010) conducted an experiment on chickpea (*Cicer arietinum* L.) in a greenhouse for evaluating the effect of drought stress on plant growth, photosynthesis and water ties. A strong relationship was noticed between the growth of plants and the status of photosynthesis and leaf water. Compared to Chetoui and Kesseb, Amdoun showed the greatest growth of plants and photosynthetic development, the lowest index of drought severity, and major osmotic adjustment under drought pressure. Water use efficiency clearly differentiated the studied genotypes.

2.1.2 Yield Parameters

Giriappa (1998) contemplated that two irrigations of 6 cm depth, each at blooming and pod development stages, were the best for growth, dry matter production, grain yield and grain protein content of lentil cultivated in lateritic sandy loam soils,.

Pannu and Singh (1988) demonstrated that both the total dry matter and the cereal yield of the mungbean were affected by the moisture deficit in the lentil.

Petersen (1989) reported that water deficit reduced pods per plant and mean seed yield in *Phaseolus vulgaris*; whereas, pods per plant and seeds per pod in *Lens culinaris*.

Saxena and Yadov (1976); Mehrotra *et al.* (1977); Bisen *et al.* (1980); Verma and Kalra (1981) and Singh *et al.* (1981) claimed that higher seed production was observed in group of two irrigations compared to one irrigation or no irrigation. Saraf and Baitha, (1979) reported 52% increase of seed yield in lentil was due to increasing water supply from 115 mm to 228 mm.

Yusuf *et al.* (1979); Singh *et al.* (1979); Saraf and Baitha (1979); Verma and Kalra (1981); noted that pre-flowering (branching/maximum vegetative) and pod filling are crucial stages of moisture and, under conditions of inadequate soil moisture, an irrigation increased seed yield in lentils at these levels.

Saraf and Baitha (1979); Bisen *et al.* (1980); Verma and Kalra (1981) and Nema *et al.* (1984) reported that irrigation at pre-flowering stage (vegetative phase) and at the pod filling stage gave increased seed production in lentil.

Zhang *et al.* (2000) demonstrated a 70% increase in the yield of lentil grain with 1 or 2 irrigations at flowering or pod-filling stages.

For assessing the effect of supplementary irrigation and bio-fertilization on lentil yields, Attia and Barsoum (2013) conducted two field trials in Egypt. They tested three irrigation treatments without additional irrigation (rain-fed), an additional 45 mm irrigation and two additional 90 mm irrigation and suggested the application of two additional irrigations (90 mm) for higher lentil yields.

Lal *et al.* (1988) reported that drought at filling stage diminishes both the number of pods per plant and the number of seeds per pod brought about decreased yield of lentil.

Erskine and Ashkar (1993) and Hudak and Patterson (1995) claimed that irrigation during the lentil grain filling stage increases the yield.

Bhattacharya (2009), Hosseini *et al.* (2011) and Khourgami *et al.* (2012) also found the positive feedback of supplementary irrigation on lentil production.

Sarker *et al.* (2003) stated that irrigation increases the lentil yield during the reproductive stage.

Panahyan-e Kivi *et al.* (2009) set up a study utilizing various paces of irrigation and lentil cultivars with a minimum yield of 869 kgha⁻¹ and a total yield of 1340 kgha⁻¹.

Venkateswarlu and Ahlawat (1993) observed noticeable increase of lentil production because of irrigation. They found wet moisture regime (IW/CPE = 0.6) gave higher yield than the dry moisture regime (IW/CPE = 0.35) on sandy loam soils in Delhi.

Manjunath *et al.* (2010) expressed that irrigating lentil at blooming stage increased the grain yield significantly over no irrigation to the tune of 9.01 and 10.73% during 2005–06 and 2006–07, separately. They found a large number of pods per plant, grains per plant and 1000-grain weight under groups of crops treated with irrigation.

Kahraman *et al.* (2016) concluded that under semi-arid environment supplemental irrigation can improve lentil production.

Rad *et al.* (2010) conducted a study on eighteen selected genotypes of lentil to evaluate the effect of water stress on them. They stop irrigation in all plots with first flower appearance and then interrupt irrigation till harvest stage. With study of drought indices, stress tolerance index (STI) and geometric mean productivity (GMP) had positive and noteworthy relationship in 1% level with yield in drought and normal condition and on basis of both indices Naeen and Shiraz7 genotypes showed the highest resilience than other genotypes.

McKenzie and Hill (1990) conducted an experiment combining two lentil cultivars (Olympic and Titore) with two irrigation treatments. In 1985-86, Titore was sown on two dates, with four irrigation treatments. The 1985-86 season was wetter than average and seed yields were lower, ranging from 0.6 to 1.5 tha^{-1} . Seed yield ranged from 0.32 to 2.5 tha^{-1} under rain shelters. Same time in May sowing un-irrigated plots yielded 1.5 tha^{-1} , while all other plots yielded 0.8 tha^{-1} . In both seasons, there has been little positive response to irrigation. Plants having full irrigation produced 1.27 g DM and 0.72 g seed/ m^2 per mm of water received. There was a strong connection between yield and actual evapotranspiration (ET) under the rain shelters. Efficiency in water use (WUE) ranged from 2.81 g DM / m^2 per mm ET in unirrigated plots to 0.69 g per mm ET plant.

Sionit and Kramer (1977) observed in soybean that, the maximum reduction in yield due to moisture deficit occurred during grain filling stage. Majumdar and Roy (1992) reported that the higher grain yield and positive effect on yield components due to irrigation application in summer sesame. Similar result was found in soybean (Rajput *et al.*, 1991), in edible pea (Rahman, 2001), and in greengram (Pal and Jana, 1991).

Drastic yield reduction was also reported in mungbean due to water deficit Sadasivam *et al.* (1988); Hamid and Rahih (1990). Reduction of canopy development, inhibition of photosynthetic rate and lower dry matter production were acted as the primary causes of poor production of mungbean.

Hamid and Haque (2003) also showed a drastic yield reduction in mungbean due to water deficit.

Sadasivam *et al.* (1988) reported that water deficit during vegetative phase of mungbean reduces grain production by reducing size of plant, limiting their root growth, number of pods and harvest index.

Talukder (1987) found that wheat seed yield and harvest index were the most susceptible parameters relating to water deficit at flowering as well as pod developmental stages.

Oweis *et al.* (2004) reported that by raising supplemental irrigation (SI) from 1.04 tha^{-1} and 4.27 tha^{-1} (under rain-fed conditions) to 1.81 tha^{-1} and 6.2 tha^{-1} (under full SI conditions) separately improved the lentil grain and biomass yield values.

Dubtez and Mahalle (1998) found that water deficit reduced yield of bushbean by 53%, 71% and 35% when the deficit prevailed during pre-flowering, flowering and pod formation stages, respectively.

Rowe and Neilsen (2010) studied the effects of irrigation to spring sown forage turnips, *Brassica rapa* var. *rapa* cv. Barkant. In 1999–2000 and 2000–01 spring to summer seasons, yields, yield components and growth rates of turnips were studied during four stages of vegetative growth in two field experiments of north-west Tasmania. Increases in dry matter content as well as total yield was observed with increase of irrigation rates.

The results also show that in later periods, moisture deficits that limit yields did not restrict yield response to irrigation.

Cselotel (1980) emphasised over regular irrigation particularly at flowering and pod formation stage for producing a large sum of good quality snap beans. Higher number of dry pods per plant, increased seed weight and seed yield per hectare was found when irrigation water was supplied weekly. Haque (1998) reported similar results in peas and greengram, respectively.

Paramjit and Roy (2001) performed a field experiment during the 1998-99 Rabi season at CCS Haryana Agricultural University, Hisar, Agronomy Research Area. The experiment comprised four levels of irrigation i.e. I_0 (no irrigation), I_1 (one irrigation at tillering stage), I_2 (one irrigation at flag leaf stage) and I_3 (two irrigations first at tillering and second at flag leaf stage) and four levels of nitrogen (0, 30, 60 and 90 kg N ha⁻¹). In contrast with other irrigation procedures, the application of two irrigations (I_3) gave impressive results on absorption of nutrients.

The period at the beginning of the flowering stage is most sensitive to water shortage, while maximum yield and yield components were obtained with full irrigation, almost the maximum yield can be ensured by providing adequate irrigation during flowering and fruit formation periods for drought-prone environments (Blum, 2005).

Mustafa *et al.* (2008) concluded that highest number of pods per plant, number of seeds per pod, 100-seed weight of chickpea was obtained with irrigation scheduled at sowing, branching, flowering and pod filling stage when compared with irrigation at sowing, irrigation at sowing & pod filling and irrigation at sowing, branching & pod filling stages.

Abraham *et al.* (2010) found that two irrigations at pre flowering and pod formation stages of chickpea gave highest dry matter accumulation than single irrigation at pre flowering, pod formation and no irrigation.

Parmar *et al.* (2014) reported that 1.0 IW/CPE ratio gave the highest plant length (37.68 cm) in rajma.

Patidar *et al.* (2015) found the highest plant length (42.18 cm) of cowpea recorded under the irrigation at 0.8 IW:CPE ratio at 60 days after sowing.

Roy *et al.* (2016) reported that significant effect on number of pods per plant, seeds per pod, 1000-seed weight, shelling percentage, seed yield, stover yield, biological yield and harvest index of chickpea varieties were due to the different level of irrigation treatments.

Ray *et al.* (2001) conducted a field experiment during Rabi season in chickpea with four levels of irrigation (no irrigation, one irrigation at the branching stage, one irrigation at the branching stage plus one irrigation at the pod development stage, and two irrigations during the branching and pod development stages). The two irrigations group showed the most impressive result in relation to growth and water consumption.

Reddy and Ahlawat (1998) recorded significantly higher number of pods per plant of chickpea with two irrigations scheduled at branching and pod initiation compared to no irrigation, though two irrigations did not affect grains per pod and test weight.

Khade and Varma (1990) found highest number of pods (8.28) per plant, seeds (16.43) per pod and seed yield (1.03 tha^{-1}) with 3 irrigations in *Vicia* sp.

Decreased grain yield due to water deficit was also reported in chickpea, (Provakar and Suraf, 1991), soybean (Rajput *et al.*, (1991), greengram and blackgram (Tripurari and Yadav, 1990) and fababeans (Khade and Varma, 1990).

Ashraf *et al.* (2011) investigated the effect of different irrigation frequencies on pea seed yield and seed quality under field conditions, Pakistan during the years of 2005-06 and

2006-07. Two promising pea cultivars i.e. Meteor and Climax were tested along with four irrigation levels i.e. 8 irrigations up to flowering (I_1): 1₀ irrigations up to pod filling (I_2): 1₂ irrigations up to seed filling (I_3) and 1₃ irrigations up to seed maturity (I_4) were applied. The results indicated that cultivar Meteor produced significantly higher seed yield (2.5 tonha^{-1}) in treatment I_3 while Climax gave maximum yield (2.2 tonha^{-1}) in I_4 .

Vitkov (1972) found that soil wetting up to 60 cm depth by sprinkler irrigation increased seed yield up 950 kg per hectare in French bean. It was also reported that field pea were most sensitive to water deficit during flowering and early pod filling stage (Lewis *et al.* 1974). They also reported that sorghum grain yield was reduced to 17.34% and 10% over control when water deficit occurred at late vegetative and booting stage respectively.

Bstawi *et al.* (2011) studied the effect of skipping one irrigation during different developmental stages on growth, yield, yield components and water use efficiency of wheat (*Triticum aestivum* L.) in two consecutive winter seasons (2008/09-2009/10) at the Demonstrated Farm, Sudan University of Science and Technology, Shambat, Sudan. Condor cultivar was grown under six irrigation treatments at developmental growth stage, in which one-irrigation was skipped at some of growth stages (seedling W_1 , tillering W_2 , booting W_3 , dough W_4 and repining stage W_5) and irrigation without skipping with intervals of 10 days as control WS. The results showed that there were highly significant variations in all parameters tested due to missing irrigation in both seasons except for plant/ m^2 and accumulation of plant length and dry matter in the both seasons in 45 days of reading (booting stage). During (control) irrigation every 10 days gave higher values (with few different stages of seedling and repining) than the other critical stages. In spite of the fact that the outcomes demonstrated an exceptionally good effect on the biomass, straw and grain production, harvest index, efficiency of water use and protein content of the parameters studied. In particular, the highest protein content, grain and straw yield and field water use efficiency was obtained by giving irrigation every 10 days with

slightly different skipping on seedling and repining levels. It is necessary to avoid missing irrigation during the tillering and boot phase.

Latif (2006) studied on three irrigations (at 30, 50, 65 DAS) and four levels (at 0, 40.80 and 120 N kg ha^{-1}) on growth and yield of rape seed. He observed that the plant length significantly increased with the increasing levels of irrigation and N.

2.2.1 Effect of Boron on growth, yield attributes and yield

Boron is an effective component required for the proper development of pollen grain and sugar translocation. Due to the application of boron, substantial variability was observed in different crops. Brenchley and Thornton (1925); Walter *et al.* (1982); Tripathy *et al.* (1999) observed that deficiency of boron drastically reduces nodulation, growth and yield of legumes due to inadequate supply of carbohydrates to root nodule bacteria and its insufficient conversion.

Anonymous (2009) confirmed that the application of Nitrogen, Phosphorus, Boron and Rhizobium inoculum vastly increased the growth and yield contributing factors of Lentil.

2.2.1 Growth Parameters

Pabitra *et al.* (2018) assessed the effects of boron as foliar applications on production, yield character attribution of lentil cultivated on sandy loam soil at Krishi Vigyan Kendra (KVK) Farm, Ashokenagar (North 24 Pargana), West Bengal as a field trial during the 2015-16 and 2016-17 Rabi season. The results revealed that the highest plant length of 38.86 cm was documented for the treatment of foliar spray with 0.5 % solution of borax at 15, 40 DAS and at flower initiation stage. All the foliar spray of boron at different interval along with soil application of NPK fertilizer gave higher plant length than the control (31.08 cm).

Dixit and Elamathi (2007) stated that the length of the crop, the number of per plant, dry weight per plant, 1000-seed weight, grain yield and haulm yield increased in the green gram by foliar application of boron (0.2%).

Bell *et al.* (1990) observed that leaf elongation was inhibited by interruption of the B supply as the appearance of B deficiency symptoms in the roots was observed in greengram at 5 days later.

Vimalan *et al.* (2017) performed a pot experiment to determine the response of green gram (CO 8) after soil application of different levels of B in a boron-deficient soil on the basis of plant length, number of leaves and branches per plant, number of pods per plant, number of seeds per pod, 1000-seed weight, seed yield and protein content (%). Results concluded that B applied (1.5 kg ha^{-1}) gave significant improvement of all parameters than the control group ($0 \text{ kg of B ha}^{-1}$) which gave the poorest performance in respect of yield and protein content of green gram seed.

Padma *et al.* (1989) reported that a field trial performed on French bean cv in Andhra Pradesh. At the boron difference level (2.5 or 5.0 ppm borax) was applied individually and in combination as a two-stage foliar spray (20 and 40 DAS). Improvement of plant length (35 cm), number of per plant (4.3) branches, tap root length (20.4 cm), leaf area (94.12 cm^2), leaf area index (0.60) and dry matter production ($62.8 \text{ g plant}^{-1}$) were gained from that trial.

Verma *et al.* (1999) came to find that plant length (56.6 cm) with borax @ 10 kg ha^{-1} (basal applied flowering), number of branches of per plant (4.6) and dry matter per plant (12.82 g) both with borax @ 5 kg ha^{-1} (basal applied in flowering) and number of per plant (12.0) leaves with borax @ 10 (basal applied) were significantly highest in French bean maturity regulation.

Kalyani *et al.* (1993) and Bolanos *et al.* (1994) concluded that the plant length, growth rate and leaf area index in pigeon pea were increased significantly after foliar application of boron as boric acid at rate of 200, 300 and 400 ppm.

Rahman and Alam (1998) observed that apply of B (1.5 kg ha^{-1}) developed significantly 10.17 percent higher per plant branches in groundnut over control.

Dutta *et al.* (1984) claimed that the application of B (1 kg ha^{-1}) in mungbean increased the ratio of leaf area, leaf area index, crop growth rate, number of branches per plant, number of pod per plant, seed weight per pod and a decrease in chlorophyll content and net assimilation speed, but the relative growth rate, total dry matter and seed yield and some other growth attributes were not affected.

Abdo (2001) performed two field experiments on morphological, physiological and anatomical parameters of two mungbean (*Vigna radiata*) cultivars V-2010 (Giza-1) and VC-1000 at Giza Experimental Station, ARC, Egypt, during the 1998 and 1999 seasons. In addition to distilled water as command, Zn (0.2 or 0.4 g/l), Mn (1.5 or 2.0 g/l), B (3.0 or 5.0 g/l) and a combination of Zn, Mn and B (0.2, 1.5 and 3.0 g/l, respectively) was sprayed once at 35 DAS. The analysis showed that the applied concentration for Zn, Mn or B foliar spray alone or in a combination, most growing parameters in both seasons substantially increased. Application of Zn (0.2 g/l) along with a mixture of micronutrients results in improved parameters of morphology and physiology. It was observed that mungbean cv. VC-1000 surpassed cv. V-2010 in all parameters under investigation in both seasons. The effect of spraying with low level of Zn, Mn, B and their mixture on the internal structure of the vegetative growth of mungbean cv. VC-1000 was investigated.

Kaisher *et al.* 2010 concluded that Boron (5 kg ha^{-1}) has impressive effect on plant length, number of branches per plant, number of pods per plant, number of seeds per pod, weight

of 1000-seed and yield of mungbean seed after completing their study in sandy loam boron-deficient soil in Bangladesh.

Marschner (1990) reported that Boron toxicity symptoms in most crops are defective symptoms of certain boron-sensitive crops such as legumes, brassica, beets, celery, grapes and fruit trees showing chlorosis and young leaves drying, killed growing points, deformed blossom production, burning of leaf tips and reduced root growth.

Agarwala *et al.* (1981) found that the direct effects of boron were expressed in the close relationship between the availability of boron and the anther's capacity to produce pollen and the viability of pollen grains.

2.2.2 Yield Parameters

Wojcik *et al.* (1999) stated that Boron application directly on soil or as foliar fertilizer is a commonly used technique for raising production (pollination), fruit quality, fruit storage capacity and abiotic stress tolerance i.e. reduction of reactive oxygen species (ROS).

Sakal *et al.* (1999) conducted a field study in calcareous soils for finding the direct and residual impact of varying levels of B on the maize-lentil cropping process. They showed that increasing levels of B application significantly increased maize and lentil yield to 16 kg borax ha⁻¹. It has been found that lentil is more reactive to B.

During the 2010 and 2012 Rabi seasons, Quddus *et al.* (2014) conducted a two-year field experiment at Regional Pulses Research (RPRS), Madaripur to test the impact of Zinc (Zn) and Boron (B) on lentil (*Lens culinaris* Medic) yield and yielding characteristics. The results showed that the yield of seed and stover ranged from 896-1040 kg ha⁻¹ to 1997-2349 kg ha⁻¹, respectively.

The highest seed yield 1040 kg ha^{-1} was recorded with B level 1.5 kg ha^{-1} which was statistically identical with B level 1.0 kg ha^{-1} but remarkably higher than that of others. In comparison with the control the production rate was increased 13.8% with boron level 1.5 kg ha^{-1} .

Gupta and Gupta (1993) reported that lentil was more susceptible to boron than chickpea after conducting a pot experiment in soil containing B at 0.4 mg kg^{-1} , and chickpea or lentils were grown following the application of $0\text{-}6 \text{ mg B kg}^{-1}$ soil. Boron concentration in both crops was lower in the seeds than in the straw and was increased at higher B rates.

Anonymous (2009) recorded a notable increase in the lentil yield over control by balanced application of N, P, K, S, Zn and B.

The findings of Mondal *et al.* (2010); Bhuiyan *et al.* (2008); Singh *et al.* (2004) agreed with the results obtained in this study. Yielding characteristics of lentil such as plant length, plant pods, seeds per pod and 1000-seed weight showed significant variability due to different boron rates. Highest plant length (28.7 cm) was observed in the group treated with B 1.5 kg ha^{-1} followed by B 1.0 kg ha^{-1} . In contrast, the control group showed the lowest value (25.6 cm).

Pabitra *et al.* (2018) stated a highly significant effect of treatment with boron on the number of pods per plant compared to control in lentil. Number of pods per plant ranged from 29.60 in control plots compared to 45.40 in foliar spray treated group where borax 0.5% solution was given at 15, 40 DAS and at the initiation stage of the seed. While the numbers of pods (42.80 per plant) produced by the treatment of (T₃) 0.5 % solution of borax at 15 and 40 DAS was statistically at par with the foliar spray of 0.5 % solution of borax in to three splits.

Schon and Blevins (1990) noted that foliar split application of B twice at the time of flowering, improved the number of pods per branch, and a total of 0.56 kg ha⁻¹ was recorded as optimal for the increase of pods per branch.

Rerkasem *et al.* (1990) recorded a great increase in the grain yield of green gram using boron. Though, early growth of crop in boron deficit soil was poor due to the presence of large percentage of abnormal seedling but increasing boron content to 0.36 mg B kg⁻¹ of soil eliminates any such abnormal seedlings irrespective of the seed boron content.

Roy *et al.* (2011) carried out an experiment where foliar or soil plus foliar methods of B fertilization increased yield attributes including seed per pod, pod per plant, 1000-seed weight, both seed and straw yield and uptake of B in green gram over control irrespective of genotypes. The maximum increase in all parameters studied was found in the soil plus foliar application method.

Prakash and Dey (1997) reported that black gram sprayed with 0, 0.01 %, 0.02 % or 0.03 % B solutions (as borax) had a beneficial effect on pollen germination, relative growth rate (RGR), leaf area index (LAI), number of flowers per plant, leaf nitrate reductase activity (NRA), number of pods per plant, seed yield per plant, seed yield per hectare, 1000-seed weight and harvest index in field trials during Kharif season.

Pandey *et al.* (2013) studied that at 0.1 percent foliar application of boron, helped to increase the production ascribing variable such as number of pods, pod length, number of seeds per pod and yield in black gram at Lucknow.

Ceyhan and Onder (2007) studied the impact of boron on yield and yield components of five genotypes of chickpea (*Cicer arietinum*), namely Akc, in-91, Population, Go'kc, e, I'zmir-92, and Menemen-92 in calcareous soils in central Anatolian Turkey. They

reported that significant increase of grain production in all genotypes (except for Go'kc.e) due to application of B @ 1 kg ha⁻¹.

In B deficient soils, Wallenhammar (2013) investigated the impact of soil and foliar applied boron (B) on flower growth, nectar production, seed yield and germination in organic red clover. The results showed that there is a greater increase in seed yield when B is applied to the soil compared with foliar application.

Singh *et al.* (1992) found that without B, the number, size and weight of nodules decreased a lot and nodular development pattern changed leading to an inhibition of nitrogenase activity in French bean.

Srivastava *et al.* (2005) noted that no pods were formed in B deficit group, compared to a yield of 300 kg ha⁻¹ with full nutrient treatment in chickpea. They also found that when B was removed leaves became yellowish showing signs of 'little plant'. For the chickpea shoot tips, a critical concentration range of 15-20 ppm B was found.

Schon and Blevins (1987) reported that increased chickpea yields with increasing levels of B from 0 to 2.5 kg ha⁻¹. Similar outcomes were also observed by Rerkasem *et al.* (1987) in black-gram and green-gram.

Bharti *et al.* (2002) carried out a study in Bihar, India during winter season of 1997-98 to observe the effect of B (0, 1.5 and 2.5 kg ha⁻¹) apply on yield and nutrition status of chickpea (cv. BG256). They found that the mean seed yield increased with the increasing Zn and B content, whereas stover yield decreased with the increasing B and Zn rate.

Chowdhury *et al.* (2000) also reported a great increase in cowpea seed yield as the implementation of boron was risen.

Zaman *et al.* (1996) conducted an experiment on mungbean and noted that application of B (2.0 kg ha^{-1}) produced 23.37% higher 1000-seed weight over control.

Vrema and Mishra (1999) carried out a pot experiment with mungbean cv. PDM 54; where boron was applied by seed treatment, soil application or foliar spraying. Increased production and growth parameters and seed yield per plant was observed when B was applied at the equivalent of 5 kg ha^{-1} during flowering.

Maqbool *et al.* (2018) performed two years of field experiment to assess the effect of boron application and water stress on the production, yield and protein content of mungbean at vegetative and flowering stages. The experiment comprised three water stress levels (regular irrigation, water stress at vegetative stage and water stress at reproductive phase) and four boron levels (0, 2, 4 and 6 kg ha^{-1}). The improvement of production was mainly due to greater plant length, number of pods bearing branches, number of pods per plant, number of seeds per pod and 1000-grain weight. Boron application at 4 kg ha^{-1} caused 17%, 10% and 4% increase in grain yield under regular irrigation, stress at vegetative stage and water stress at reproductive phase, respectively. Protein contents were also increased (9-16%) at same boron treatment. At a higher dose (6 kg ha^{-1}) of boron, most parameters showed a marked decrease. In conclusion, the application of boron in clay-loam soil at a level of 4 kg ha^{-1} has done the best to improve mungbean production, yield and seed protein under both normal and water stressed conditions. So, boron is considered important to improve the drought resistance, yield and protein contents of pulses.

Mondal *et al.* (2012) reported that treatment combination involving three branching, pre-flowering and pod-filling irrigations with a foliar operation of 0.2% borax at the flowering stage listed a maximum yield of mung bean seed (898 kg ha^{-1}) that was relatively higher than other combinations of treatment.

Gerath *et al.* (1975) showed an increasing pattern in yield of winter rape through application of boron fertilizer and they recommended an application of 1 to 2 kg B ha⁻¹ for increasing the yield.

Islam and Sarkar (1993) found higher number of seed per pod of mustard due to application of B @ 1.5 kg ha⁻¹ and above and below of this rate hampered the seed set.

Malewar *et al.* (2001) reported that with increasing levels of borax up to 10 kg Borax ha⁻¹, stover yield increased from 9.47 to 14.41 per cent and seed yield increased from 6.54 to 10.21 per cent in mustard.

Dwivedi *et al.* (1990) reported that flowering and seed formation of pulse, oil and cereal crops were drastically reduced under acute B stress.

Harmankaya *et al.* (2008) found that the loss of production of common bean (*Phaseolus vulgaris* L.) was because of B deficiency when the susceptible cultivars were grown in calcareous B deficient soils. In boron-applied genotypes (Sehirali-90, Yunus-90, Karacasehir-90, Onceler-90, Goy niik-98, and Akman-98) the yield was obtained higher than control.

In cereal-clover rotation, Dear and Lipsett (1987) recorded yields of underground clover herbage increased by 25 percent with application B but seed yield increased 21-fold with application B. Increasing boron levels have increased berseem dry matter yield up to 2 ppm.

Patil *et al.* (1993) carried out an experiment to evaluate the effect of boron application on groundnut yield and found that both soil and foliar application of B increased the pod yield significantly.

Mahajan *et al.* (1994) found that soil apply of B (0.5 kg ha^{-1}) increased pod yield and harvest index significantly of groundnut.

Patel and Golakiya (1996) conducted a pot experiment and found that B at 2 ppm gave the highest pod yield in groundnut.

Yang *et al.* (1989) concluded that combined application of N, K, Zn and B increased seed yield in rapeseed. Application of B along with N, K and Zn promoted CO_2 assimilation, nitrate reduced activity in leaves and dry matter accumulation. Seed glucosinolate and erucic acid content varies among cultivars and generally decreased with increasing K, Zn and B while seed oil content increased.

Sherrell (1983) carried out that applying boron at (3 ppm) increased Lucerne seed production.

Singh and Singh (1984) observed that signs of boron toxicity in lentil plants first arose at a rate of 8 ppm. The main symptoms are yellowing of the lower leaf leaflets followed by browning and scorching.

Wang *et al.* (1996) reported a limited risk of B toxicity due to the recommended levels of boron fertilizer in rapeseed-rice crop rotations in south-eastern China at up to 4 to 8 times. The low risk of B toxicity can be attributed to relatively high B removal in harvested seed, seed and stubble, the redistribution of fertilizer B by leaching in the 0 to 60 cm layer and to boron absorption.

From reviewed information it was found that in the case of lentil, the combined application of two irrigation and different levels of boron at different stage improving the growth and yield contributing characters of lentil.

Irrigation and Boron application both have particular positive impact over growth, yield and yield attributing factors not only in Lentil but also over other crops. The time and level of irrigation is very important in case of production of Lentil. On the other hand, administration of boron on soil and as foliar application both have strong constructive feedback on yield attributing factors of Lentil. The effects of irrigation level and application of boron in Lentil production has been studied on different varieties all over the world however, the studies were very scant. In addition, the response of level of irrigation, boron application as foliar spray along with their combined response on *BARI masur-6* variety has not been studied yet in our country. For this, the assessment of these treatments both as single as well as in combination over Lentil production is urgently needed. Because, this experiment will open a new avenue where higher Lentil production will be secured by limited application of irrigation as well as fertilizer.

CHAPTER III

MATERIALS AND METHODS

The experiment was conducted at the Agronomy research field, Sher-e-Bangla Agricultural University, Dhaka-1207 during the period from November 3, 2018 to March 9, 2019 to study the effect of irrigation and boron on the yield and quality of lentil (BARI mushur-6). The details of the materials and methods have been presented below:

Description of the experimental site

3.1 Location

The field experiment was done from November 2018 to March 2019 at the Agronomy Farm at Sher-e-Bangla Agricultural University, Dhaka. The experimental field is placed at 23 ° 46 ' N latitude and 90 ° 22 ' E longitude at an elevation of 8.2 m above sea level belonging to the Madhupur Tract Agro-ecological Zone ' AEZ-28 ' (BBS, 2012). The location of the experimental site has been shown in Appendix I.

3.2 Soil

The research field soil is slightly acidic with a low content of organic matter. The selected site was above flood level and sufficient sunshine was available during the experimental period with proper irrigation and drainage system. Soil samples were collected from the experimental field from depths of 0-15 cm. Soil Resources Development Institute (SRDI), Dhaka, performed the soil analysis. Also the experimental plot is high ground and the experimental site soil was clay loam with a pH of 5.45-5.61. Appendix III provides the physicochemical properties and soil nutrient status of the experimental plots.

3.3 Climate and weather

The local climate is subtropical, with high temperatures and heavy rainfall during the Kharif season (April-September) and low rainfall during the Rabi season (October-

March). Information of the meteorological information on air temperature, relative humidity, precipitation and sunshine during the experiment time were obtained from Bangladesh Weather Station, Sher-e-Bangla Nagar. Appendix II provided comprehensive meteorological information on air temperature, relative humidity, total rainfall and soil temperature reported by the Bangladesh Weather Station, Sher-e-Bangla Nagar, Dhaka during the study period.

3.4 Plant materials

BARI Masur-6 is a recommended cross variety of lentil. It grows in Rabi season and was released in 2006. The variety is resistant to diseases, insects and other pests. It is also resistant to stemphylium blight and mosaic virus. There is no tendril at the tip of the leaf. Plant length remains 35-40 cm and bushy type plant. Seed color deep brown. Flower color is violet. Maximum seed yield is 2.2-2.3 t ha⁻¹. Life cycle of the crop is 110-115 days (Krishi Projocti Hatboi 7th edition-2017)

3.5 Experimental treatments

The experiment was consisted of two treatment factors as follows:

3.5.1 Factor A: Irrigation level- 3

I₀ = No irrigation

I₁ = One irrigation at 25 days after sowing (DAS)

I₂ = Two irrigations at 25 and 40 DAS

3.5.2 Factor B: Boron level-4

a. B₀ = 0 kg B/ha (Control)

b. B₁ = **80% recommended dose of B as basal + Rest 20% as foliar spray at pre flowering**: Boron was applied to the experiment plot as boric acid. Boric acid @ 80% recommended dose was applied as basal and rest amount (20%) was applied as foliar application pre flowering stage.

- c. **B₂ = 60% RD of B as basal + Rest 40% as FS at PF:** Boron was applied to the experiment plot as boric acid. Boric acid @ 60% recommended dose was applied as basal and rest amount (40%) was applied as foliar application pre flowering stage.
- d. **B₃ = 40% RD of B as basal + Rest 60% as FS at PF:** Boron was applied to the experiment plot as boric acid. Boric acid @ 40% recommended dose was applied as basal and rest amount (60%) was applied as foliar application pre flowering stage.

3.6 Experimental design and layout

The two factors experiment was laid out in Split-Plot Design with three replications of irrigation was in main plot and boron in sub plot. The experiment was consisted of 12 treatments. The treatment combinations were allocated at random with three replication. There were 36 unit plots altogether in the experiment. The size of the each unit plot was 2.5m × 1.5m. The distance maintained between two blocks and plots were 0.5m and 0.3m, plant to plant distance 6cm. The layout of the experiment has been shown in Appendix IV.

3.7 Land preparation

Power tiller was used for the preparation of the experimental field. Then it was exposed to the sunshine for 5/6 days prior to the next ploughing. Thereafter, the land was ploughed and cross-ploughed and deep ploughing was done to obtain good tilth. Deep ploughing was done to produce a good tilth, which was necessary to get better yield of the crop. Breaking the soil clods into small pieces after each ploughing was ensured by laddering. The experimental field was made free from all kinds of weeds and stubbles. The plots were spaded one day before sowing.

3.8 Fertilizer application

The calculated entire amount of all fertilizers were applied during final plot preparation. Spading was done to mix the fertilizers properly with the soil in the plot.

Table 1. Fertilizer application

Fertilizers	Dose (kg ha⁻¹)
Urea	50
TSP	90
MoP	40
Boric acid	8.5

Source: Krishi Projocti Hatboi 7th edition-2017

Total Urea, TSP and MoP were applied as basal dose. Boron was applied as boric acid as basal dose and rest amount were applied as foliar application at pre flowering stage.

3.9 Sowing of seed in the field

Seeds of BARI masur 6 were hand sown in the experimental plot. Seeds were sown on 3 November 2018. The seeds were treated with Autostin[®] 50 WDG (Carbendazim group) before sowing the seeds to control the seed born diseases. The seeds were sown in rows in the furrows having a depth of 2-3 cm. Row to Row distance was 30 cm.

3.10 Intercultural operations

3.10.1 Thinning

Seedling emergence was completed within 10 days of sowing. First thinning was done following 15 days of sowing to remove unhealthy and lineless seedlings and maintaining the distance from plant to plant is about to 6 cm.

3.10.2 Weeding

The crop was infested with some weeds during the early stages of crop establishment. The crop was weeded thrice; first weeding was done at 15 DAS, second weeding was done at 25days after sowing (DAS) and third weeding was done at 35 DAS.

3.10.3 Irrigation

Irrigation was applied in the experiment field at two times {25 days after sowing (DAS) and 40 (DAS)}. First irrigation was applied at vegetative stage and second irrigation at flowering stage.

3.10.4 Disease and pest management

The research field looked nice with normal green plants. Time to time, the field was observed to detect visual variations between treatments and any form of infestation. The experimental crop was infected with foot and root rot disease and Autostin[®] 50 WDG (Carbendazim group) was used to control the disease.

3.11 Harvesting and threshing

The plant was harvested after 100 days of sowing for data collection when approximately 80% of the pods reached maturity. The morphological, growth and yield attributes crop sampling was done at harvest stage. For average results, harvesting data were collected on 1m² of the middle portion of each map. Each treatment's harvested plants were brought to the cleaned threshing floor and hand-separated pods from shoes, enabling them to dry well under bright sunlight.

3.12 Crop sampling and data collection

Data of the various lentil parameters were collected from three randomly selected plant samples. Harvesting data were collected from 1m² of each the plot's. The harvested plants had been stored for yield. The sample plants were carefully removed from the soil with khurp so that no seeds were dropped into the soil and then washed, dried on the ground and separated by hand from the pants. Finally, Grain weights were taken at 12% moisture content on an individual plot basis and converted to kg ha⁻¹. Dry weight stover yield has also been taken. At harvest point, data were reported on growth and yield parameters. Information on some morpho-physiological, plant and yield components were also obtained at the final harvest.

3.13 Recording of data

3.13.1 Crop growth parameters

- a. Plant length (cm) at 35, 50, 65 DAS and at harvest
- b. Number of leaves plant⁻¹ at 35, 50, 65 DAS and at harvest
- c. Number of branches plant⁻¹ at 35, 50, 65 DAS and at harvest
- d. Total dry weight plant⁻¹ (g) at 35, 50, 65 DAS and at harvest
- e. Days to flowering and Days to maturity

3.13.2 Yield contributing characters

- a. Number of pods plant⁻¹ at 50, 65 DAS and at harvest
- b. Number of seeds pod⁻¹ at harvest
- c. Pod length (cm) at harvest
- d. 1000-seed weight plant⁻¹ (g)

3.13.3 Yield and harvest index

- a) Seed yield (kg ha⁻¹)
- b) Stover yield (kg ha⁻¹)
- c) Biological yield (kg ha⁻¹)
- d) Harvest index (%)

3.14 Procedure of recording data

3.14.1 Plant length (cm)

Different days after sowing (DAS) the plant length was recorded in centimeters (cm). Data were recorded as the average of three (3) plants randomly selected from each plot's inner rows. The length from the ground level to the tip of the leaves was assessed.

3.14.2 Number of leaves plant⁻¹

After sowing the crop duration, the number of leaves plant⁻¹ was counted at different days. From pre-selected 3 plant samples from each plot, leaves number plant⁻¹ was counted and the mean was calculated.

3.14.3 Number of branches plant⁻¹

The branches were counted from three (3) randomly selected plant at Number of leaves plant⁻¹ was counted at different days after sowing of crop duration. Leaves number plant⁻¹ were counted from pre-selected 3 plants samples from each plot and mean was calculated.

3.14.4 Dry weight plant⁻¹ (g)

Three sample plants in each plot were selected randomly in the sample rows outside the central 1m² of effective harvesting area and cut close to the ground surface at different days of crop duration. They were first air dried for one hour, then oven dried at 80±5°C till a constant weight was attained. Mean dry weight was expressed as per plant basis.

3.14.5 Days to flowering

Days to flowering was counted from the date of sowing to the date of 80% of plants flowered in each plot.

3.14.6 Days to maturity

Days to 80% pod maturity were measured by counting the number of days required after sowing to attain maturity of 80% pods. Maturity was measured on the basis of brown colour of leaves including stem and dark grey colour of pods.

3.14.7 Number of pods plant⁻¹

Total number of pods of three (3) plants in each plot was noted and the mean number was expressed per plant basis.

3.14.8 Number of seeds pod⁻¹

Total number of seeds of three (3) plants selected at random from each sampled plants was noted and the mean number was expressed per pod basis.

3.14.9 Pod length (cm)

Length of seeds selected from (3) selected plants from each plot was noted and the mean number was expressed per pod basis.

3.14.10 Weight of 1000-seeds (g)

One thousand cleaned and dried seeds were counted randomly form 1m² area and weight by using a digital electric balance and the weight was expressed in gram.

3.14.11 Seed yield (kg ha⁻¹)

The plants of the central 1.0 m² area plot were harvested for measuring seed yield. The seed were threshed from the plants, cleaned, dried and then weighed (kgha⁻¹).

3.14.12 Stover yield (kg ha⁻¹)

The stover of the harvested crop in each plot was sun dried to a constant weight. Then the stovers were weighted and thus the stover yield plot⁻¹ was determined. Then transferred them in kgha⁻¹.

3.14.13 Biological yield (kg ha⁻¹)

Grain yield and stover yield together were regarded as biological yield. The biological yield was calculated and recorded as kg ha⁻¹.

3.14.14 Harvest index (%)

Harvest index was calculated from the ratio of grain yield to biological yield and expressed in percentage. It was calculated by using the following formula.

Seed yield

$$\text{HI (\%)} = \frac{\text{Seed yield}}{\text{Biological yield (Seed yield + Stover yield)}} \times 100$$

3.15 Statistical Analysis

The data obtained for different characters were statistically analyzed to observe the significant difference among the different level of irrigations and boron and also their interaction. The mean values of all the characters were calculated and analysis of variance (ANOVA) was performed. The significant differences among the treatment means were estimated by the Duncan Multiple Range Test (DMRT) at 5% level of probability (Gomez and Gomez, 1984) and mean value was determined.

CHAPTER IV

RESULTS AND DISCUSSION

Irrigation and Boron are the most important factors on their relation to maximum to growth; yield and parameters contributing to yield of any crops as well as lentil. The experiment was done to evaluate the effect of irrigation and boron on yield, parameters contributing to yield and quality of lentil. Plant length (cm), number of leaves, number of branches, dry matter weight (g), number of pods, number of seeds, seed length, 1000-seed weight, seed yield, stover yield, biological yield and harvest index have been presented in different tables and figures as yield and yield contributing characters. The analyses of variance in respect of all the characters under study have been presented in Appendix V-X11. The detailed experimental findings have been explained and discussed below with supporting references wherever possible.

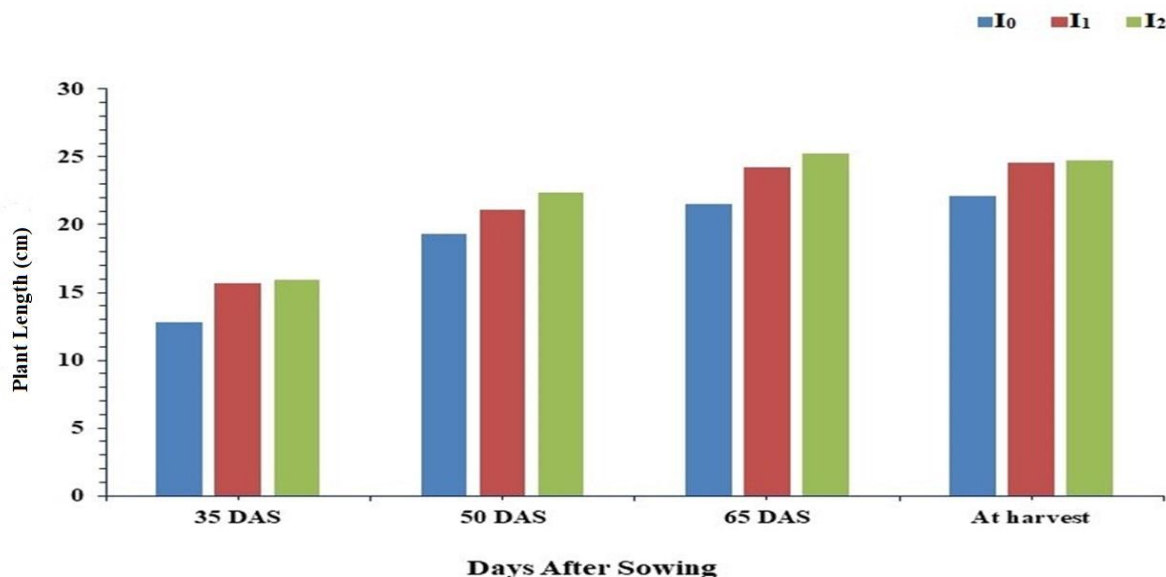
4.1 Growth parameters

4.1.1 Plant length (cm)

Effect of irrigation

At vegetative stage 25 DAS (Days after Sowing) and at flowering stage 40 DAS (Appendix V and fig.1), the plant length of lentil was highly influenced by irrigation. Results showed that the highest plant length (15.91, 22.38, 25.22 and 24.72 cm at 35, 50, 65 DAS and at harvest respectively) was obtained from I₂ (25 DAS and 40 days after sowing) followed by I₁ (25 DAS) level of irrigation. Similarly, the shortest plant length (12.84, 19.35, 21.55 and 22.09 cm at 35, 50, 65 DAS and at harvest) was recorded from I₀ (no irrigation). No significant difference was found between the treatment I₁ and I₂. Results revealed that plant length increased with increasing irrigation levels irrespective of growing period up to at harvest. Similar results was also found by Latif (2006) and Kibria (2013). Paul and Begum (1993) also found that one irrigation at bud initiation stage gave maximum plant length at harvest in mustard plant. Siag *et al.* (1993), Piri *et al.*

(2011) and Hossain *et al.* (2013) showed maximum plant length when two irrigations were applied during branching and silique development stage.

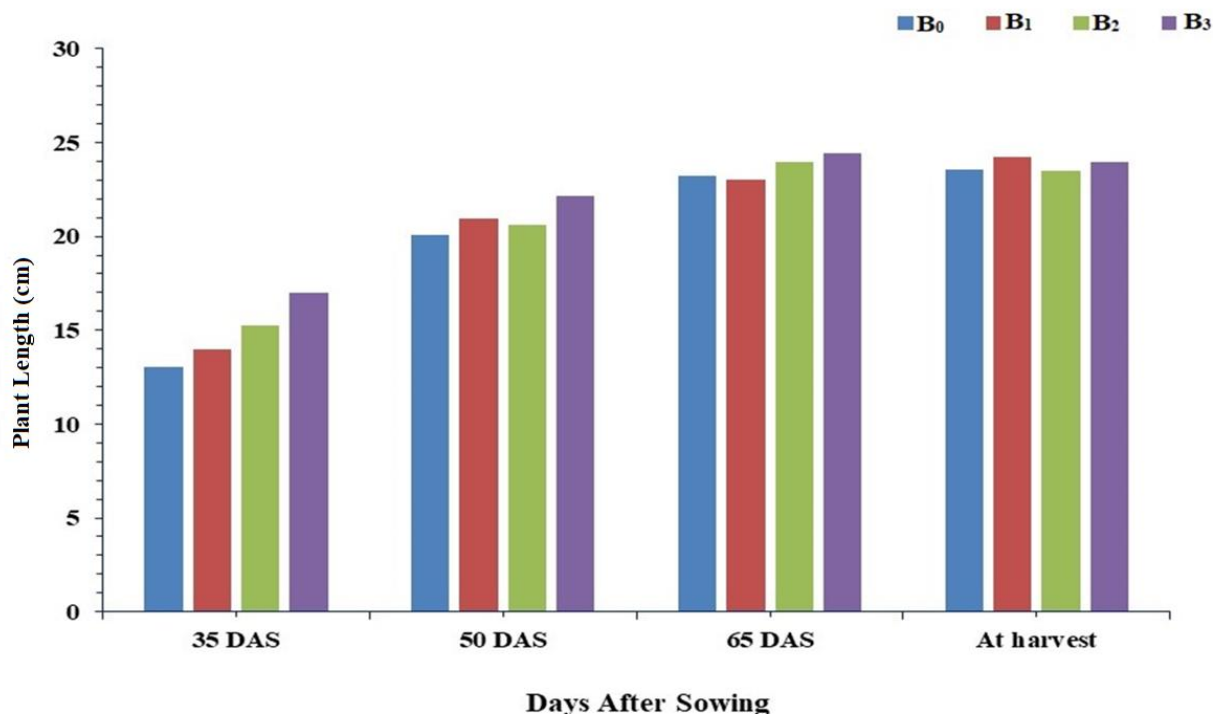


Note: I₀ = No irrigation, I₁ = Irrigation at 25 DAS I₂ = Irrigation at 25 and 40 DAS

Fig.1. Response of irrigation on plant length of Lentil at different days after sowing (SE = 1.0735, 0.6354, 0.5148, 0.503 at 35, 50, 65 DAS and at harvest respectively)

Effect of Boron

Lentil plant length also differed considerably due to different treatments of boron on different days after sowing (Appendix V and Fig. 2). Result showed that the highest plant length (16.98, 22.12, 24.39 and 23.97 cm at 35, 50, 65 DAS and at harvest, was obtained from B₃ (40% recommended dose as basal + rest 60% as flower spray at pre flowering) followed by B₂ (60% RD as basal + rest 40% as FS at PF) and B₁ (80% RD as basal + rest 20% as FS at PF) and without boron produce the lowest plant length (13.06, 20.05, 23.24, 23.14 cm at 35, 50, 65 DAS at harvest) respectively was obtained from B₀ (control). Comparable results was additionally found by Vimalan *et al.* (2017). It seemed that 1.5 kg B ha⁻¹ vastly increased plant length and control (B₀) had the lowest quality of plant length in lentil.



Note: B₀ = control; B₁ = 80% recommended dose as basal + rest 20% as foliar spray at pre flowering; B₂ = 60% RD as basal + rest 40% as FS at PF; B₃ = 40% RD as basal + rest 60% as FS at PF

Fig.2. Response of boron on plant length of Lentil at different days after sowing (SE= 0.6906, 0.8538, 0.9341, 0.9525 at 35, 50, 65 DAS and at harvest respectively)

Interaction effect of irrigation and boron on plant length (cm)

Interaction effect of different levels of irrigation and boron application in terms of plant length also exposed significant variation at different days after sowing (Appendix V and Table 2). Result indicated that the highest plant length (19.74, 22.54, 27.02 and 25.59 cm at 35, 50, 65 DAS and at harvest) was recorded from I₂B₃ (Irrigations at 25 and 40 DAS and Boron at 40% recommended dose as basal + rest 60% as foliar spray at pre flowering) which was statistically similar to I₂B₂. Correspondingly, the lowest plant length (12.71, 19.44, 23.99 and 23.30 cm at 35, 50, 65 days after sowing and control had the lowest plant length in lentil and at harvest respectively was recorded from I₀B₀ which was statistically identical to I₀B₁, I₀B₂. The treatment combination of I₂B₁, I₂B₀, I₂B₂ and I₂B₁ also gave comparatively higher plant length but significantly different from all other treatment combinations.

Table 2: Interaction effect of irrigation and boron on plant length (cm) of Lentil at different days after sowing

Treatment combinations	Plant length (cm) at			
	35 DAS	50 DAS	65 DAS	At Harvest
I ₀ B ₀	12.71 bc	19.44 ab	23.99 a-d	23.30
I ₀ B ₁	11.53 c	18.07 b	19.81d	21.38
I ₀ B ₂	13.28 bc	20.17 ab	21.12 cd	21.56
I ₀ B ₃	13.84 bc	20.23 ab	21.28 cd	22.11
I ₁ B ₀	14.49 bc	21.66 ab	23.54 a-d	24.50
I ₁ B ₁	15.31 a-c	21.35 ab	24.12 a-d	25.34
I ₁ B ₂	15.57a-c	19.66 ab	24.26 a-d	24.40
I ₁ B ₃	17.37 ab	21.72 ab	24.88 a-c	24.21
I ₂ B ₀	11.98 c	19.57 ab	22.20 b-d	22.95
I ₂ B ₁	15.05 bc	23.45 a	25.10 a-c	25.85
I ₂ B ₂	16.88 ab	22.10 ab	26.55 ab	26.56
I ₂ B ₃	19.74 a	22.54 ab	27.02 a	27.59
SE	1.1962	1.4789	1.6179	NS
CV (%)	13.98	12.3	11.85	12

NS = Non significant

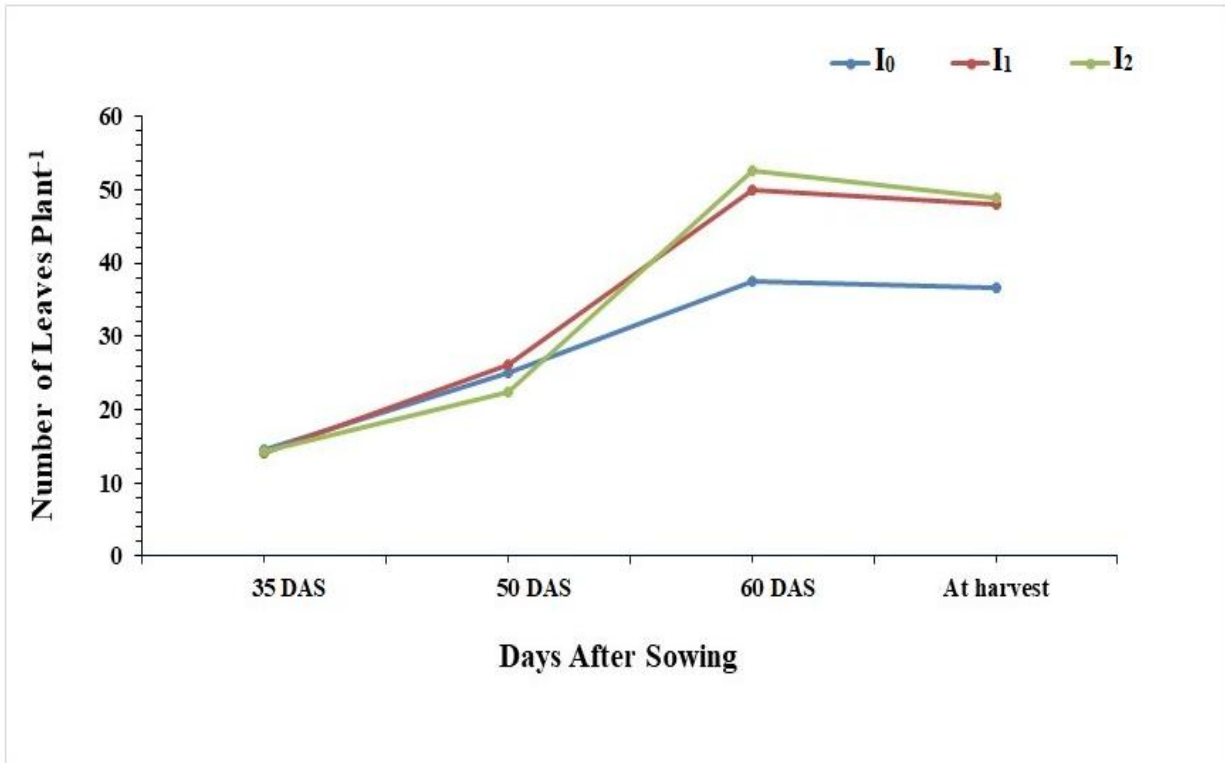
Note: I₀ = No irrigation; I₁ = 25 DAS; I₂ = 25 DAS and 40 DAS

B₀ = Control; B₁ = 80% recommended dose as basal + rest 20% as foliar spray at pre flowering; B₂ = 60% RD as basal + rest 40% as FS at PF; B₃ = 40% RD as basal + rest 60% as FS at PF

4.1.2 Number of leaves plant⁻¹

Effect of irrigation

The number of leaves plant⁻¹ differed considerably due to different treatments of irrigations on different days after the planting. (Figure 3 and Appendix VI). The greatest number of leaves plant⁻¹ was obtained at different stages of growth (14.23, 24.35, 52.58 and 48.88 at 35, 50, 65 DAS and at harvest) from I₂ (25 days after sowing and 40 DAS). The lowest number leaves per plant (14.44, 24.99, 37.54 and 36.65 at 35, 50, 65 DAS and at harvest) was obtained from I₀ (control) respectively.

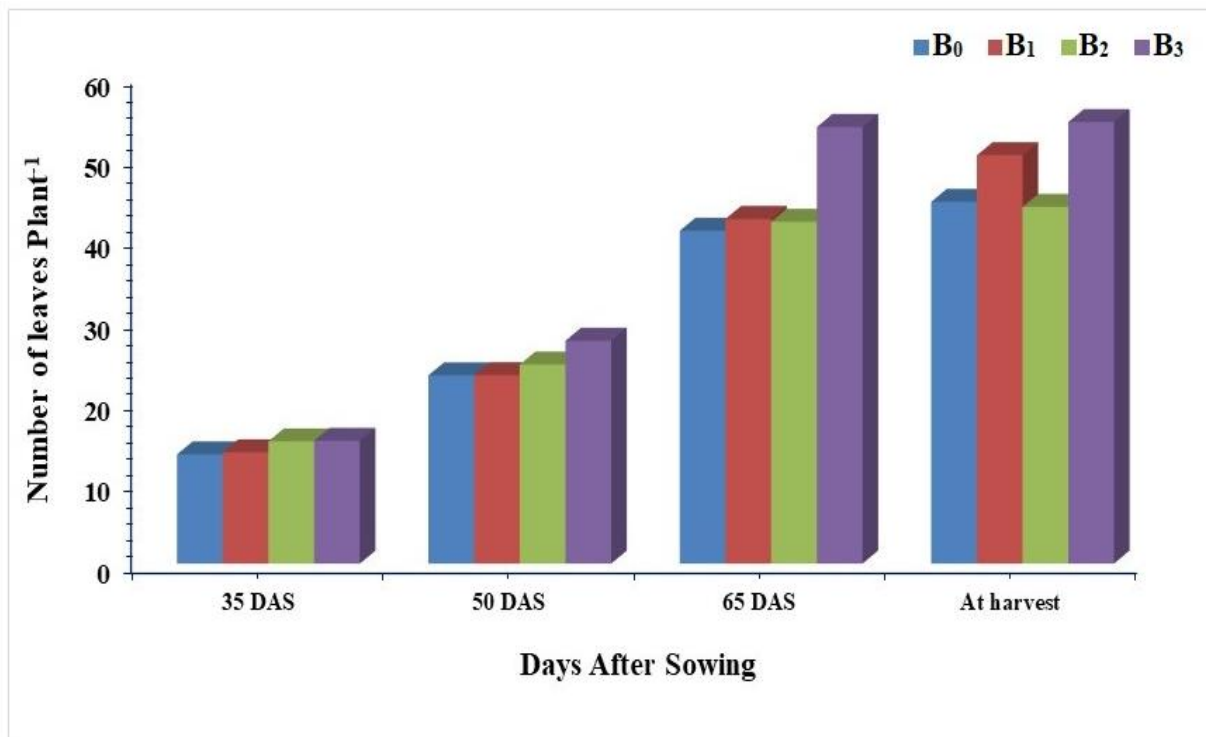


Note: I₀ = No irrigation, I₁ = 25 DAS I₂ = 25 & 40 DAS

Fig. 3. Response of irrigation on number of leaves plant⁻¹ of Lentil at different days after sowing (SE=0.3887, 1.3164, 7.9574, 4.475 at 35, 50, 65 DAS and at harvest respectively)

Effect of boron

Boron fertilizer had a major effect on the number of leaves plant⁻¹ (Appendix VI and Table 3). Result showed that the highest number of leaves plant⁻¹ (15.08, 27.37, 53.63 and 43.81 at 35, 50, 65 DAS and at harvest respectively) was obtained from B₃ (40% recommended dose as basal + rest 60% as foliar spray at pre flowering) which was statistically different with B₂ (60% RD as basal + rest 40% as FS at PF) and B₁ (80% RD as basal + rest 20% as FS at PF) and without boron produce the lower number of leaves plant⁻¹ (13.41, 23.11, 40.89 and 44.43 at 35, 50, 65 DAS and at harvest) was recorded from B₀ (control).



Note: B₀ =control; B₁ = 80% recommended dose as basal + rest 20% as foliar spray at pre flowering;
 B₂ = 60% RD as basal + rest 40% as FS at PF; B₃ = 40% RD as basal + rest 60% as FS at PF

Fig. 4: Response of boron on number of leaves plant⁻¹ of Lentil at different days after sowing (SE=0.5633, 1.4268, 7.1379, 7.3402 at 35, 50, 65 DAS and at harvest respectively)

Interaction effect of irrigation and boron on leaves plant⁻¹

Interaction effect of different levels of irrigation and boron application in terms of leaves plant⁻¹ also exposed significant variation at different days after sowing (Appendix VI and Table 3). The highest number of leaves plant⁻¹ (45.19, 53.22 and 55.23 at 50, 65 DAS and at harvest) was produced from the interaction of I₂B₃ (Irrigations at 25 and 40 DAS and Boron at 40% recommended dose as basal + rest 60% as foliar spray at pre flowering) which was statistically similar with I₂B₂. The lowest number of leaves plant⁻¹ was produced from the interaction of I₀B₀ (control) which was statistically similar with I₀B₁, I₀B₂, I₀B₃, I₁B₀, I₁B₁ and I₁B₃ combinations.

Table 3. Interaction effect of irrigation and boron on the number of leaves plant⁻¹ of Lentil at different days after sowing

Treatment combinations	Number of leaves plant ⁻¹ at			
	35 DAS	50 DAS	65 DAS	At Harvest
I ₀ B ₀	14.00	24.89 c	34.44 ab	33.44
I ₀ B ₁	14.00	24.73 c	36.78 ab	35.44
I ₀ B ₂	14.78	25.21 c	34.49 ab	37.02
I ₀ B ₃	15.00	25.14 bc	34.67 ab	35.70
I ₁ B ₀	13.56	24.22 bc	41.67 ab	42.33
I ₁ B ₁	13.70	23.22 bc	43.89 ab	44.89
I ₁ B ₂	14.81	25.55 ab	44.44 ab	49.44
I ₁ B ₃	14.78	31.78 a	43.00 ab	40.13
I ₂ B ₀	12.67	20.22 bc	36.55 ab	36.52
I ₂ B ₁	13.33	21.45 bc	32.33 b	36.14
I ₂ B ₂	24.43	42.56 d	48.22 ab	46.96
I ₂ B ₃	25.46	45.19 d	53.22 ab	55.23
SE	NS	2.4713	12.363	NS
CV (%)	15.46	11.82	13.89	12.5

NS = Non significant

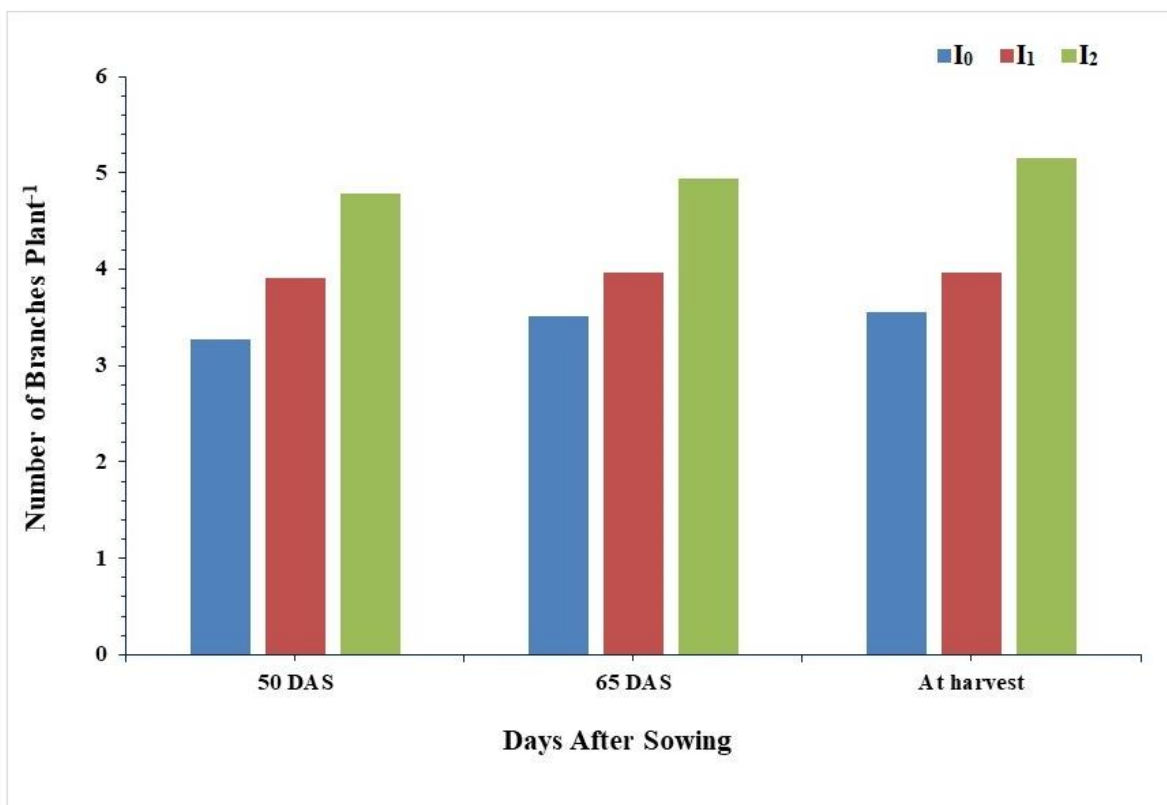
Note: I₀ = No irrigation; I₁ = 25 DAS; I₂ = 25 DAS and 40 DAS

B₀ = Control; B₁ = 80% recommended dose as basal + rest 20% as foliar spray at pre flowering; B₂ = 60% RD as basal + rest 40% as FS at PF; B₃ = 40% RD as basal + rest 60% as FS at PF

4.1.3 Number of branches plant⁻¹

Effect of irrigation

From the study it was found that irrigation had great influence on the number of branches per plant in lentil (Appendix VII and Figure 5). The highest number of branches per plant (4.79, 4.93 and 5.15 at 50, 65 DAS and at harvest respectively) was recorded from I₂ (25 DAS and 40 days after sowing) and the lowest number of branches per plant (3.26, 3.05 and 3.55 at 50, 65 DAS and at harvest respectively) was recorded from I₀ (control). Rahman (1994) also reported that two irrigations gave the highest number branches per plant and the lowest number of branches/ plant was found in case of without irrigation.

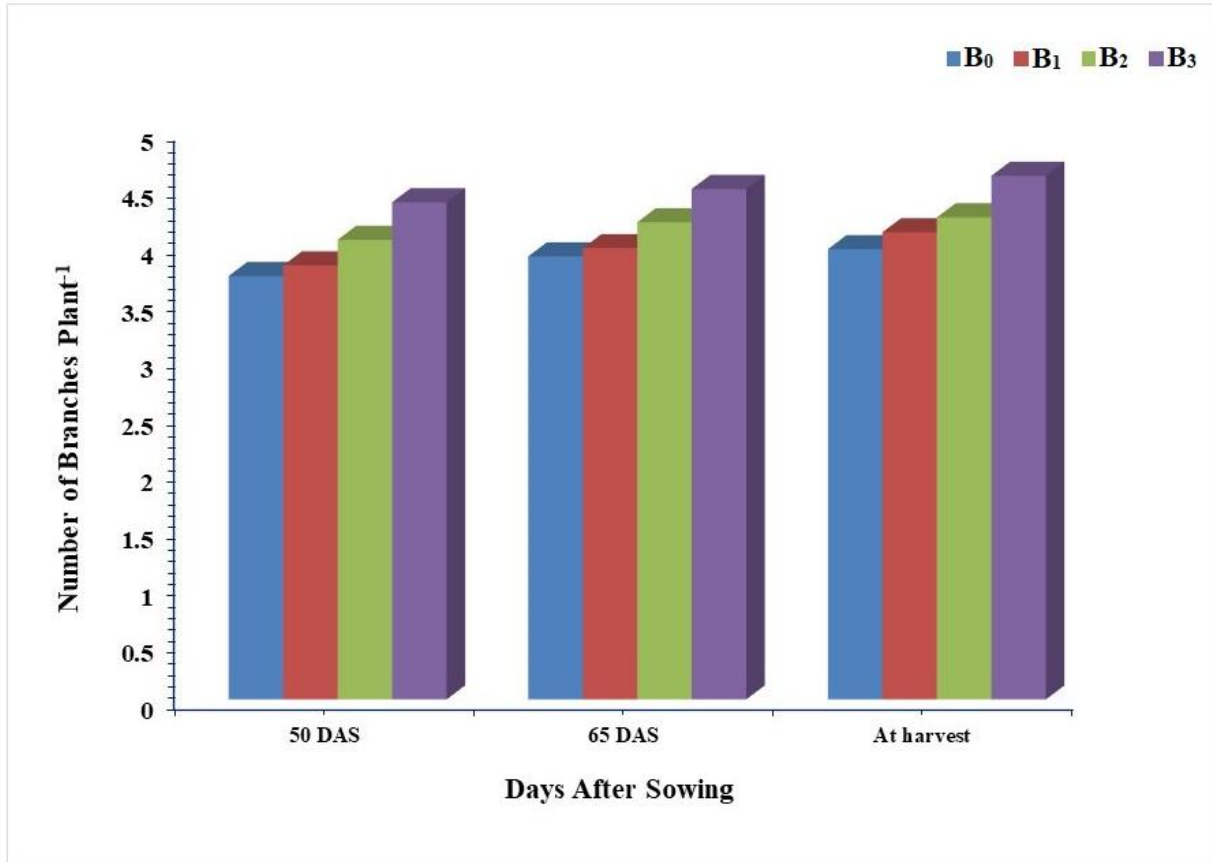


Note: I₀ = No irrigation, I₁ = 25 DAS I₂ = 25 DAS & 40 DAS

Fig. 5 Response of irrigation on number of branches plant⁻¹ of Lentil at different days after sowing (SE = 0.2719, 0.127, 0.1085 at 50, 65 DAS and at harvest respectively)

Effect of Boron

Number of branches per plant of lentil also significantly increased by different levels of boron treatments at different days after sowing (Figure 6 and Appendix VII). Results exposed that the highest number of branches plant⁻¹ (4.37, 4.48, 4.60 at 50, 65 DAS and at harvest) was obtained from B₃ (40% recommended dose as basal + 60% as foliar spray at pre flowering) which was statistically same with B₂ (60% RD as basal + rest 40% as FS at PF) at 65 DAS and at harvest. Likewise, the lowest number of branches plant⁻¹ (3.72, 3.89, 3.95 at 50, 65 DAS and at harvest separately) was recorded from B₀ (control) followed by B₁ (80% RD as basal + rest 20% as FS at PF). Similar findings were also found by Schon and Blevins (1987).



Note: B₀ =control; B₁ = 80% as recommended dose + rest 20% as foliar spray at pre flowering; B₂ = 60% RD as basal + rest 40% as FS at PF; B₃ = 40% RD as basal + rest 60% as FS at PF

Fig. 6. Response of boron application on number of branches plant⁻¹ of Lentil at days after sowing (SE = 0.2385, 0.2527, 0.161 at 50, 65 DAS and at harvest respectively)

Interaction effect of irrigation and boron on branches plant⁻¹

Interaction effect of different levels of irrigation and boron application on number of branches plant⁻¹ also showed significant variation at different days after of sowing (Appendix VII and Table 4). Result represented that the highest number of branches plant⁻¹ (5.34, 5.45 and 5.74 at 50, 65 DAS and at harvest) was recorded from I₂B₃ combination. Correspondingly, the lowest number of branches plant⁻¹ (3.12, 3.45 and 3.55 at 50, 65 DAS and at harvest,) was collected from I₀B₀ treatment combination which was statistically similar with I₀B₁ and I₀B₂ followed by I₀B₃, I₁B₀ and I₁B₁.

Table 4. Interaction effect of irrigation and boron on the number of branches plant⁻¹ of lentil at different days after sowing

Treatment combinations	Number of branches plant ⁻¹ at		
	50 DAS	65 DAS	At Harvest
I ₀ B ₀	3.11 c	3.45 d	3.55e
I ₀ B ₁	3.16 c	3.47 cd	3.55 e
I ₀ B ₂	3.33 c	3.54 cd	3.55 e
I ₀ B ₃	3.45 bc	3.55 cd	3.56 e
I ₁ B ₀	3.68 bc	3.69 cd	3.70 de
I ₁ B ₁	3.72 bc	3.74 cd	3.79 de
I ₁ B ₂	3.89 a-c	3.98 b-d	3.87 c-e
I ₁ B ₃	4.32 a-c	4.45 a-d	4.51 b-d
I ₂ B ₀	4.37 a-c	4.54 a-d	4.62 bc
I ₂ B ₁	4.56 a-c	4.69 a-c	4.97 ab
I ₂ B ₂	4.89 ab	5.06 ab	5.29 ab
I ₂ B ₃	5.33 a	5.45 a	5.73 a
SE	0.4131	0.4378	0.2789
CV (%)	17.94	18.33	11.43

NS = Non significant

Note: I₀ = No irrigation; I₁ = 25 DAS; I₂ = 25 DAS and 40 DAS

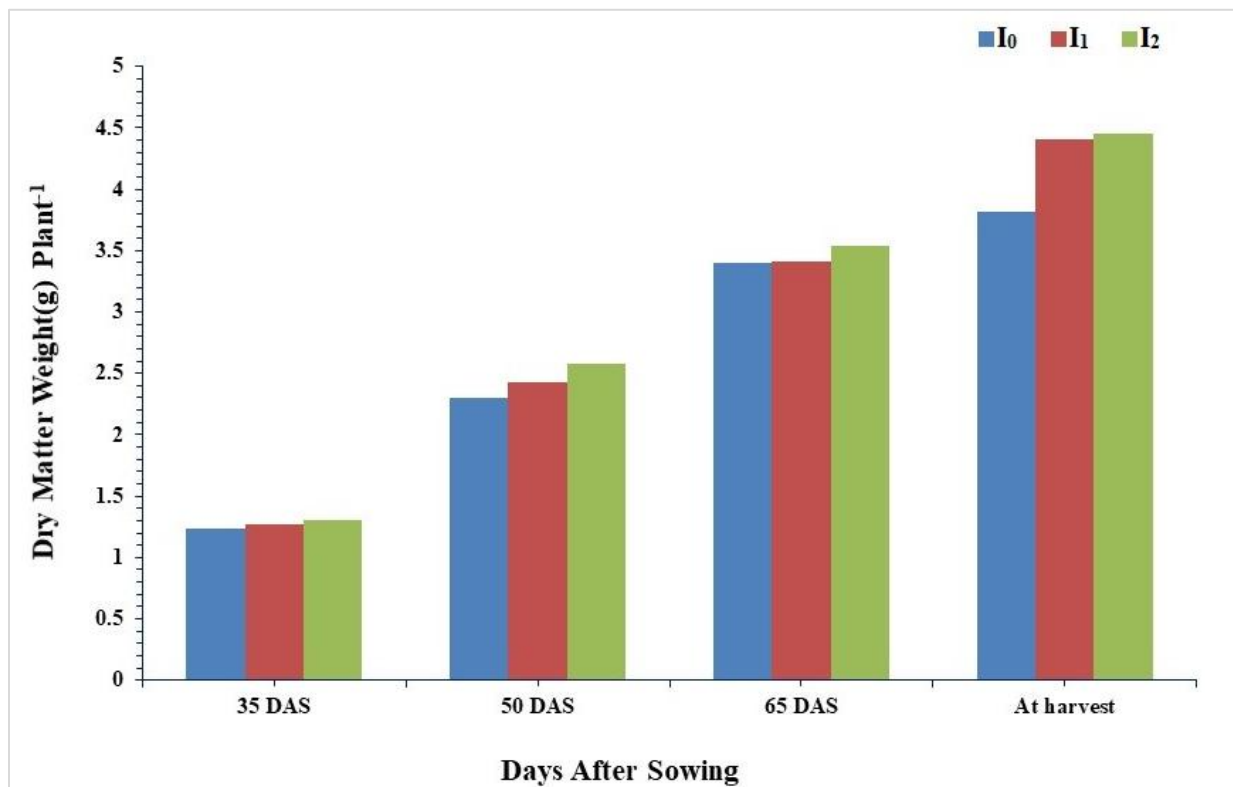
B₀ = Control; B₁ = 80% recommended dose as basal + rest 20% as foliar spray at pre flowering; B₂ = 60% RD as basal + rest 40% as FS at PF; B₃ = 40% RD as basal + rest 60% as FS at PF

4.1.4 Dry matter weight plant⁻¹

Effect of irrigation

The material that was dried to a constant weight is total dry matter. The production of total dry matter (TDM) shows the potential of a crop. The requirement for high yield is a high total output of dry matter. In case of irrigation, major variability was observed in total dry matter weight (Appendix VIII and Fig. 7). The figure indicated that plant dry matter increased with advancement of growth stage irrespective of irrigation levels. It can be concluded from the figure that two irrigations (I₁ and I₂) produced the maximum amount of plant dry matter (1.30, 2.58, 3.54 and 4.44 g at 35, 50, 60 DAS and at harvest) and control (I₀) showed the minimum (1.23, 2.30, 3.39 and 3.82 g at 35, 50, 60 DAS and at harvest) for sampling dates of 25 DAS and 40 days after sowing. The two irrigations

(25 DAS and 40 DAS) produced highest number of branches which might have contributed in the accumulation of highest dry matter at those in this stages. It might be due to maximum plant length and stem thickness in this treatment. Similar result was founded by Latif (2006) and Kibria (2013) found more dry matter weight per plant in mustard with two irrigations than with one irrigation.



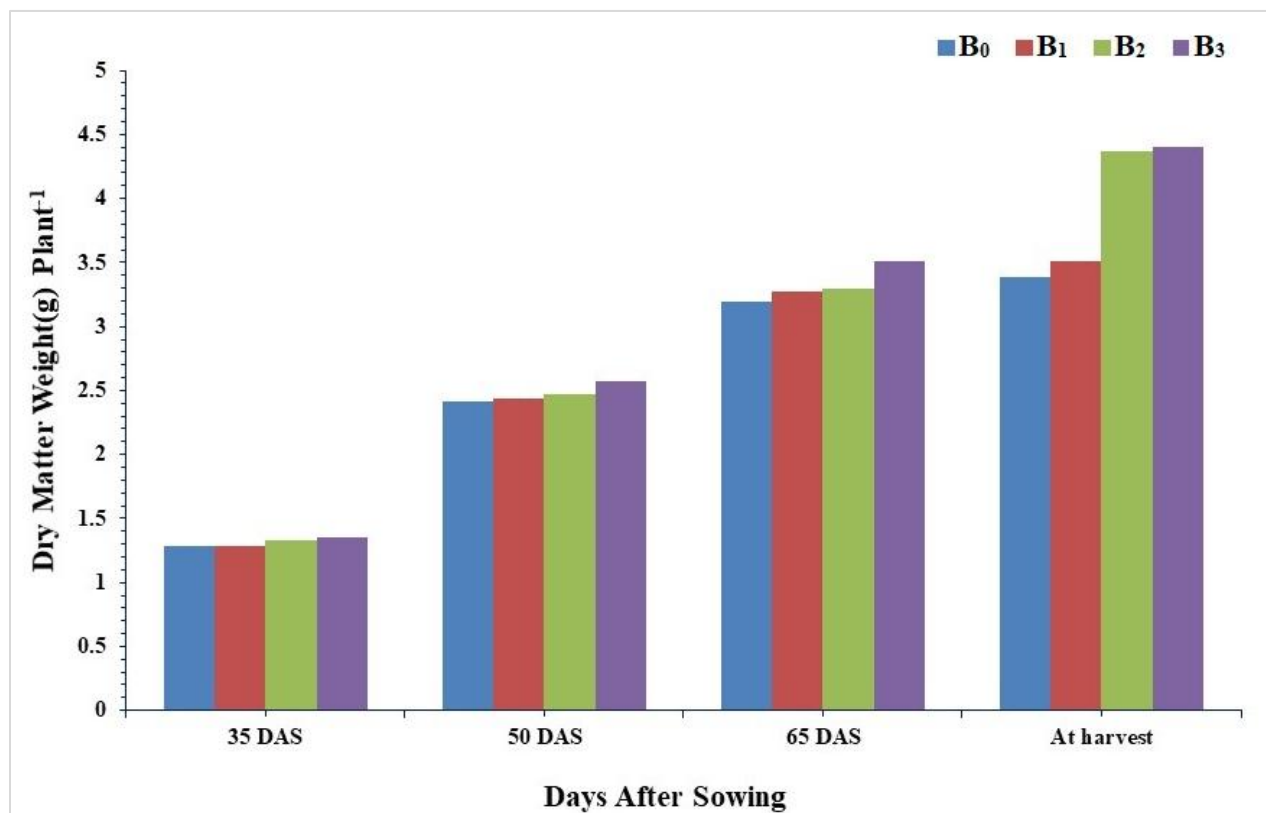
Note: I₀ = No irrigation, I₁ = 25 DAS, I₂ = 25 & 40 DAS

Fig. 7. Response of irrigation application on dry weight (g) plant⁻¹ of Lentil at different days after sowing (SE= 0.0508, 0.056, 0.4946, 0.4956 at 35, 50, 65 DAS and at harvest respectively)

Effect of Boron

In all the durations observed, substantial variability in plant dry matter was found due to boron (Appendix VIII and Fig. 8). The figure showed that plant dry matter weight showed an increasing trend with advances of time for all boron levels. The rate of increase was found slow up to 35 DAS after that dry weight increased up to harvest irrespective of boron levels. The figure showed that B₃ (40% recommended dose as basal + Rest 60% as FS at PF) had produced the highest dry matter weight (1.34, 2.57, 3.51 and

4.40 g at 35, 50, 65 DAS and at harvest) and Control (B₀) showed that the lowest (1.28, 2.41, 3.19 and 3.39 g at 35, 50, 65 DAS and at harvest) respectively.



Note: B₀ =control; B₁ = 80% as recommended dose + rest 20% as foliar spray at pre flowering; B₂ = 60% RD as basal +rest 40% as FS at PF; B₃ = 40% RD as basal + rest 60% as FS at PF

Fig. 8. Response of boron application on dry weight (g) plant⁻¹ of Lentil at different days after sowing (SE = at 1.030, 1.039, 1.038, 1.469 35, 50, 65 DAS and at harvest respectively)

Interaction effect of irrigation and boron on dry matter weight (g) plant⁻¹

It was revealed from (Appendix VIII and Table 5) that the combined effect of two levels of irrigation at (25 and 40 days after sowing) with Boron at (40% recommended dose as basal + rest 60% as foliar spray at pre flowering) gave the significant highest weight of dry matter per plant at all growth stages. The results revealed that the vast plant dry matter (4.83 g) was found from I₂B₃ (Irrigations at 25 and 40 DAS and Boron at 40% recommended dose as basal + rest 60% as foliar spray at pre flowering) at harvest which was statistically identical with I₂B₂, I₂B₁, I₁B₂, I₁B₃ and I₁B₂ (at 50, 65 DAS and at harvest). The lowest plant dry matter weight (1.30, 2.26, 2.72 and 3.51 g at 35, 50, 65

DAS and at harvest) was found from I₀B₀ (control) group which was statistically identical with I₀B₁, I₀B₂, I₀B₃ and I₁B₁. The maximum dry matter weight (4.74 g) was observed from I₂B₁ statistically similar with I₂B₂, I₂B₃, I₁B₂ and I₁B₃ respectively.

Table 5. Interaction effect of different levels of irrigation and boron on dry weight (g plant⁻¹) of lentil at different days after sowing

Treatment combinations	Dry weight (g) plant ⁻¹ at			
	35 DAS	50 DAS	65 DAS	At Harvest
I ₀ B ₀	1.30	2.26	2.72 ab	3.51
I ₀ B ₁	1.30	2.25	3.13 b	3.54
I ₀ B ₂	1.29	2.25	3.16 b	2.97
I ₀ B ₃	1.28	2.26	3.18 b	3.25
I ₁ B ₀	1.22	2.27	3.26 ab	3.78
I ₁ B ₁	1.29	2.25	3.33 ab	4.84
I ₁ B ₂	1.37	2.31	3.34 ab	3.62
I ₁ B ₃	1.39	2.32	3.38 ab	3.63
I ₂ B ₀	1.31	2.32	4.45 ab	3.27
I ₂ B ₁	1.28	2.36	4.36 ab	4.74
I ₂ B ₂	1.30	2.38	3.73 ab	4.75
I ₂ B ₃	1.31	2.41	4.21 ab	4.83
SE	NS	NS	0.6709	NS
CV (%)	13.63	17.76	15.45	16.31

NS = Non significant

Note: I₀ = No irrigation; I₁ = 25 DAS; I₂ = 25 DAS and 40 DAS

B₀ = Control; B₁ = 80% recommended dose as basal + rest 20% as foliar spray at pre flowering; B₂ = 60% RD as basal + rest 40% as FS at PF; B₃ = 40% RD as basal + rest 60% as FS at PF

4.1.5 Interaction effect of irrigation and boron on days to flowering and days to maturity

Days to flowering of lentil showed substantial variability due to different levels irrigation and boron treatment (Appendix IX). The highest days to flowering (56 days) was recorded from I₀B₂ treatment, while the lowest days to flowering (52 days) was recorded from I₁B₁ (Table 6). Statistically significant differences were found for days to pod maturity of lentil due to different levels of irrigation and boron treatment. The maximum days to pod maturity (94 days) was recorded from I₂B₃, which was statistically similar to

I₂B₂, I₂B₁, I₁B₁, I₂B₁, I₂B₃. The minimum days to pod maturity (88 days) was recorded from I₀B₀, which was statistically similar to I₀B₁, I₀B₂ and I₀B₃, respectively (Table 6).

Table 6. Interaction effect of irrigation and boron on days to flowering and days to maturity of lentil at different days after sowing

Treatment combinations	Days to flowering and Days to maturity	
	Days to flowering	Days to maturity
I ₀ B ₀	55.78 ab	88.99 d
I ₀ B ₁	55.12 a-c	89.37 d
I ₀ B ₂	56.18 a	89.89 cd
I ₀ B ₃	55.77 ab	89.85 cd
I ₁ B ₀	53.51 a-c	91.22 b-d
I ₁ B ₁	52.52 c	92.43 a-c
I ₁ B ₂	52.91 bc	94.00 a
I ₁ B ₃	53.24 a-c	93.87 a
I ₂ B ₀	54.04 a-c	94.10 a
I ₂ B ₁	53.35 a-c	93.91 a
I ₂ B ₂	53.40 a-c	93.77 ab
I ₂ B ₃	54.13 a-c	94.32 a
SE	0.538	0.7112
CV (%)	1.72	1.34

NS = Non significant

Note: I₀ = No irrigation; I₁ = 25 DAS; I₂ = 25 DAS and 40 DAS

B₀ = Control; B₁ = 80% recommended dose as basal + rest 20% as foliar spray at pre flowering; B₂ = 60% RD as basal + rest 40% as FS at PF; B₃ = 40% RD as basal + rest 60% as FS at PF

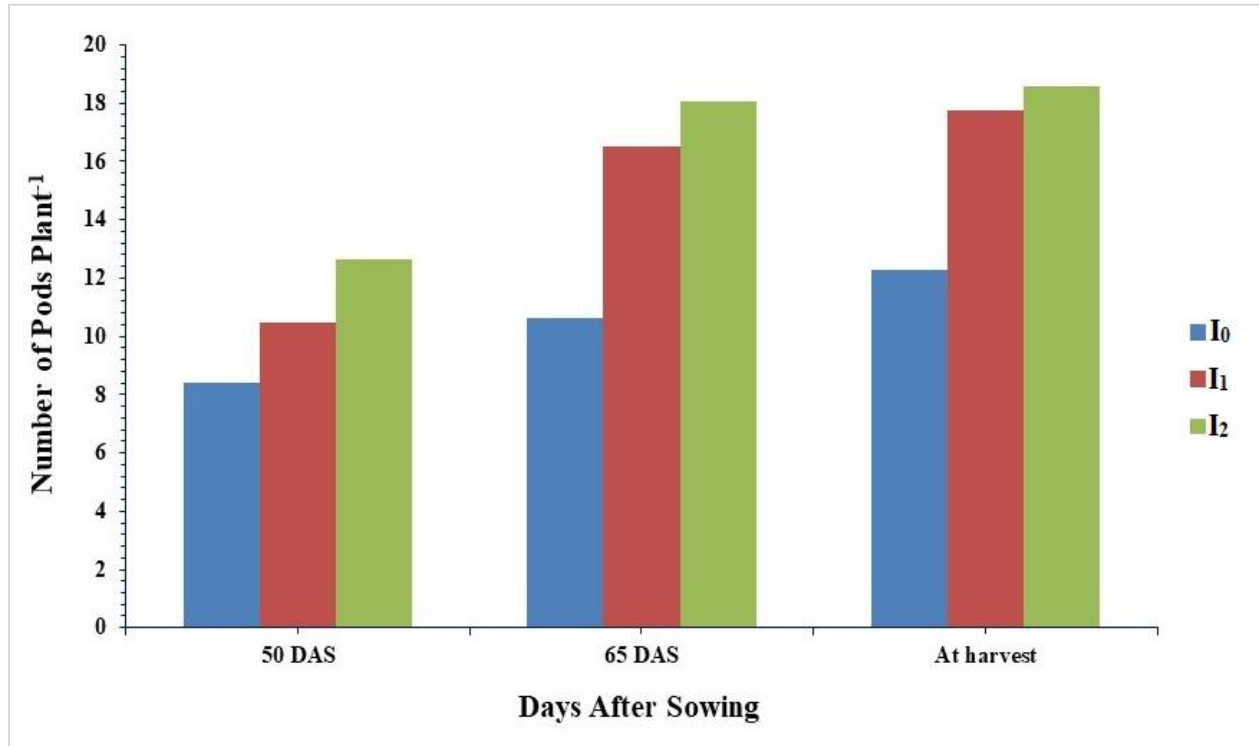
4.2 Yield contributing parameters

4.2.1 Number of pods plant⁻¹

Effect of irrigation

A significant variation was found in total number of pods per plant due to different irrigation levels (Figure 9 and Appendix X). Among the irrigation levels, at harvest the highest number of pods per plant (18.59) was found in irrigation at vegetative and reproductive stage (I₂) followed by the treatment of I₁ (17.78). On the other hand, the

lowest number of pods per plant (12.28) was also produced when it was observed in no irrigation treatment.

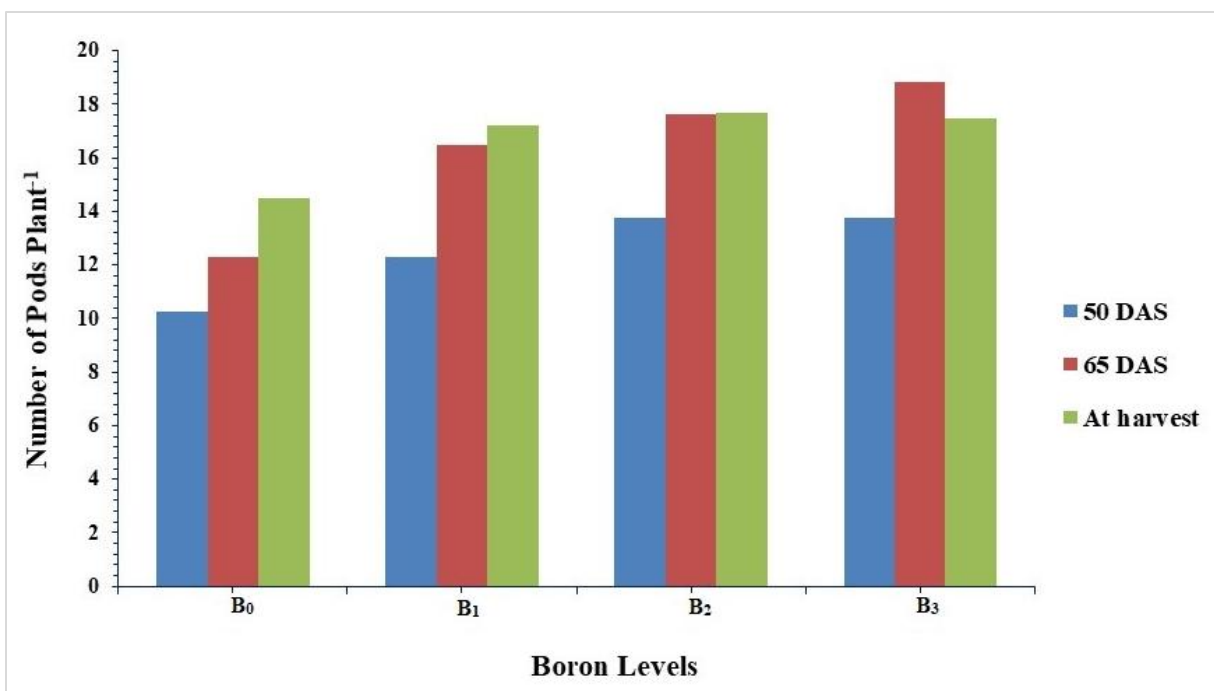


Note: I₀ = No irrigation, I₁ = 25 DAS I₂ = 25 & 40 DAS

Fig. 9. Response of irrigation application on number of pods plant⁻¹ of Lentil at different days after sowing (SE= 0.837, 1.529, 0.2562 at 50, 65 DAS and at harvest respectively)

Effect of Boron

Number of pods per plant of lentil varied significantly due to different levels of boron application (Figure 10 and Appendix X). Result viewed that the highest number of pods per plant (18.49) was obtained from B₃ (40% recommended dose as basal + rest 60% as foliar spray at pre flowering) at 65 days after sowing (DAS). Likewise, the lowest number of pods per plant (13.47) was recorded from B₀ (control) at harvest treatment.



Note: B₀ = control; B₁ = 80% recommended dose as basal + rest 20% as foliar spray at pre flowering;
 B₂ = 60% RD as basal + rest 40% as FS at PF; B₃ = 40% RD as basal + rest 60% as FS at PF

Fig. 10. Response of boron application on number of pods plant⁻¹ of Lentil at different days after sowing (SE = 0.599, 1.5679, 1.220 at 50, 65 DAS and at harvest respectively)

Interaction effect of irrigation and boron on number of pods plant⁻¹

Number of pods plant⁻¹ of lentil varied significantly due to different levels of irrigation and boron treatment (Table 7 and Appendix X). Result displayed that the highest number of pod per plant (17.78) was recorded from I₂B₃ at harvest which was statistically similar with others. The lowest number of pods per plant (11.56) at harvest was obtained from I₂B₀ treatment.

Table 7. Interaction effect of irrigation and boron on number of pods plant⁻¹ of lentil at different days after sowing

Treatment combinations	Number of Pods plant ⁻¹		
	50 DAS	65 DAS	At Harvest
I ₀ B ₀	2.78 bc	13.45 a-c	13.72 a
I ₀ B ₁	2.89 bc	12.78 a-c	13.74 ab
I ₀ B ₂	6.55 a	11.67 a-c	14.52 ab
I ₀ B ₃	5.44 a-c	10.55 bc	12.14 b
I ₁ B ₀	5.33 a-c	15.22 a-c	13.15 ab
I ₁ B ₁	5.78 ab	15.89 a-c	14.67 ab
I ₁ B ₂	2.56 c	14.22 a-c	15.74 ab
I ₁ B ₃	4.11 a-c	20.67 a	16.55 ab
I ₂ B ₀	4.61 a-c	10.23 c	11.56 ab
I ₂ B ₁	4.22 a-c	11.78 a-c	15.26 ab
I ₂ B ₂	5.11 a-c	16.98 a-c	17.77 ab
I ₂ B ₃	5.33 a-c	19.22 ab	17.78 a
SE	1.039	2.715	2.113
CV (%)	12.97	13.46	14.05

NS = Non significant

Note: I₀ = No irrigation; I₁ = 25 DAS; I₂ = 25 DAS and 40 DAS

B₀ = Control; B₁ = 80% recommended dose as basal + rest 20% as foliar spray at pre flowering; B₂ = 60% RD as basal + rest 40% as FS at PF; B₃ = 40% RD as basal + rest 60% as FS at PF

4.2.2 Pod length (cm)

Effect of irrigation

Significant variation was observed on pod length of lentil due to different levels of irrigation treatments (Table 8 and Appendix XI). Results indicated that the highest pod length (1.31cm) was obtained from two irrigation I₂ (at 25 days after sowing and 40 DAS) which was statistically similar with I₁ (25 DAS). Similarly, the lowest pod length (1.26 cm) was recorded from I₀ (control).

Effect of boron

Substantial difference was also observed on seed length of lentil due to different levels of boron treatments (Table 9 and Appendix XI). Results indicated that the highest pod length (1.33cm) was obtained from B₁ (80% as recommended dose as basal + rest 20% as

foliar spray at pre flowering) was statistically similar with B₂ (60% RD as basal + rest 40% as FS at PF), and B₃ (40% RD as basal + rest 60% as FS at PF). Similarly, the lowest pod length (1.20 cm) was recorded from B₀ (0 kgha⁻¹).

Interaction effect of irrigation and boron on number of pod length (cm)

Pod length was significantly improved by the interaction effect of different levels of irrigation and boron application (Table 10 and Appendix XI). Results signified that the highest pod length (1.42 cm) was recorded from I₂B₃ combination (Irrigations at 25 and 40 DAS and Boron at 40% recommended dose as basal + rest 60% as foliar spray at pre flowering) which was statistically similar with I₂B₂, I₂B₁. Likewise, the lowest pod length (1.23cm) was recorded from I₀B₀ combination which was statistically similar with I₀B₁, I₀B₂, I₀B₃, I₁B₀, I₁B₂ and I₂B₀ respectively.

4.2.3 Number of seeds pod⁻¹

Effect of irrigation

In terms of number of seeds per pod of lentil, significant variation was observed due to different levels of irrigation treatments (Table 8 and Appendix XI). Results revealed that the highest number of seeds per pod (1.94) was obtained from I₂ (25 days after sowing and 40 DAS) which was statistically similar with I₁ (25 DAS). Similarly, the lowest number of seeds per pod (1.61) was acquired from I₀ (without irrigation). Similar result was founded by Roy *et al.* (2016) with the present study.

Effect of boron

Substantial influence was also found by different levels of boron application for number of seeds per pod of lentil (Table 9 and Appendix XI). Result revealed that the vast number of seeds per pod (2.00) was recorded from B₃ (40% recommended dose as basal + rest 60% as foliar spray at pre flowering) which was statistically identical to B₁ (1.96). Similarly, the lowest number of seeds per pod (1.74) was collected from B₂ (60% RD as

basal + rest 40% as FS at PF) respectively. The achieved result from the present study was similar with the findings of Pandey and Gupta (2013).

Interaction effect of irrigation and boron on number of seeds pod⁻¹

Number of seeds pod⁻¹ was significantly influenced by interaction effect of different levels of irrigation and boron application (Table 10 and Appendix XI). Results signified that the highest number of seed pod⁻¹ (2.00) was recorded from I₂B₃ combination (Irrigations at 25 and 40 DAS and Boron at 40% recommended dose as basal + rest 60% as foliar spray at pre flowering) which was statistically similar with I₂B₁, I₂B₂, I₂B₁ and I₁B₁ treatment combination. Likewise, the lowest number of seeds per pod (1.40) was recorded from I₀B₀ (control) combination which was statistically similar With I₀B₂, I₀B₂, I₁B₀ I₀B₃, I₁B₀ and I₂B₀.

4.2.4 Weight of 1000-seeds (g)

Effect of irrigation

From the (Appendix XI and Table 8), it can be seen that the irrigation levels had significant effect on 1000-seed weight. The result showed that the highest 1000-seed weight (24.26 g) was recorded from two irrigation (I₂) at 25 and 40 DAS which was significantly similar with I₁ (25 DAS) respectively. Likewise, the lowest 1000-seed weight (19.61 g) was obtained from I₀ (control) respectively. Hossain *et al.* (2013) found a significant increase 1000-seed weight with two irrigations one at pit-flowering stage and another at fruiting stage.

Effect of boron

Significant influence was also found by different levels of boron treatments for 1000-seed weight of lentil (Table 9 and Appendix XI). Result revealed that the highest 1000-seed weight (22.87 g) was recorded from B₂ (60% recommended dose as basal + rest 40% as foliar spray at pre flowering) which was statistically similar to B₁ (22.53 g) and B₃ (22.53

g). Similarly, the lowest 1000-seed weight (21.11 g) was collected from B₀ (control). Similar outcomes was also observed by Maqbool *et al.* (2018), Vimalan *et al.* (2017).

Interaction effect of irrigation and boron on 1000-seed weight (g)

Weight of 1000-seed was significantly influenced by interaction effect of different levels of irrigation and boron application (Table 10 and Appendix XI). Results signified that the highest 1000-seed weight (25.53 g) was recorded from I₂B₂ combination (Irrigations at 25 and 40 DAS and Boron at 60% recommended dose as basal + rest 40% as foliar spray at pre flowering) which was statistically identical with I₁B₁ and statistically similar with I₂B₃. Accordingly, the lowest 1000-seed weight (17.69 g) was recorded from I₀B₀ (control) combination which was statistically similar with I₀B₁ followed by I₀B₂, I₀B₃ and I₁B₀ respectively.

Table 8. Response of irrigation application on yield contributing parameters of lentil at harvest

Treatments	Yield contributing parameters		
	Pod length (cm)	Number of seeds pod ⁻¹	1000-seed weight (g)
I ₀	1.26	1.61	19.61 b
I ₁	1.30	1.94	22.84 a
I ₂	1.31	1.86	24.26 a
SE	NS	NS	0.7246
CV (%)	8.52	12.14	11.29

Note: NS = Non significant, I₀ = No irrigation; I₁= 25 DAS; I₂= 25 DAS and 40 DAS

Table 9. Response of boron application on yield contributing parameters of lentil at harvest

Treatments	Yield contributing parameters		
	Pod length (cm)	Number of seeds pod ⁻¹	1000-seed weight (g)
B ₀	1.20	1.92 a	21.11b
B ₁	1.33	1.96 ab	22.43 ab
B ₂	1.29	1.74 b	22.87 a
B ₃	1.25	2.00 a	22.53ab
SE	NS	0.065	0.508
CV (%)	8.84	10.33	6.86

Note: B₀ =Control; B₁ = 80% recommended dose as basal + Rest 20% as foliar spray at pre flowering; B₂ = 60% RD as basal + Rest 40% as FS at PF; B₃ = 40% RD as basal + Rest 60% as FS at PF

Table 10. Interaction effect of irrigation and boron on yield contributing parameters of lentil at harvest

Treatment combinations	Yield contributing parameters		
	Pod length (cm)	Number of seeds pod ⁻¹	1000-seed weight (g)
I ₀ B ₀	1.23 ab	1.40	17.69 e
I ₀ B ₁	1.28 ab	1.40	19.99 de
I ₀ B ₂	1.31 ab	1.67	21.05 cd
I ₀ B ₃	1.22 ab	1.57	20.98 cd
I ₁ B ₀	1.30 ab	1.70	23.01 a-d
I ₁ B ₁	1.22 ab	1.89	23.35 a-c
I ₁ B ₂	1.21 b	1.89	22.37 b-d
I ₁ B ₃	1.30 ab	2.00	23.29 a-c
I ₂ B ₀	1.36 ab	1.69	22.64 b-d
I ₂ B ₁	1.4 a	1.89	23.95 a-c
I ₂ B ₂	1.41 a	1.66	25.53 a
I ₂ B ₃	1.42 a	2.00	24.42 ab
SE	0.066	NS	0.8137
CV (%)	8.84	10.33	6.3

NS = Non significant

Note: I₀ = No irrigation; I₁ = 25 DAS; I₂ = 25 DAS and 40 DAS

B₀ =Control; B₁ = 80% recommended dose as basal + rest 20% as foliar spray at pre flowering; B₂ = 60% RD as basal + rest 40% as FS at PF; B₃ = 40% RD as basal + rest 60% as FS at PF

4.3 Yield Parameters

4.3.1 Seed yield (kg ha⁻¹)

Effect of irrigation

Irrigation level exerted a significant result on lentil seed yield (Appendix XII and Table 11). The maximum seed yield (570.56 kg ha⁻¹) of lentil was obtained from the treatment I₂ (Irrigation at 25 DAS and 40days after sowing) followed by the treatment I₁ (Irrigation at 25 days after sowing). The lowest seed yield (363.1 kg ha⁻¹) was recorded from I₀ (control). From the result it was observed that seed yield increased gradually with the irrigation level. Shortage of irrigation water greatly reduced the yield. Similar result was founded by Zhang *et al.* (2000).

Effect of boron

Significant variation was also found by different levels of boron treatment (Appendix XII and Table 12). The highest amount of seed yield (583.51 kg ha⁻¹) was recorded from B₃ (40% recommended dose as basal + rest 60% as foliar spray at pre flowering) followed by B₂ (60% RD as basal + rest 40% as FS at PF) and B₁ (80% RD as basal + rest 20% as FS at PF). Likewise, the lowest amount of seed yield (448.70 kg ha⁻¹) was obtained from B₀ (0 kg/ha) respectively. Vimalan *et al.* (2017) reported the same result of green gram seed.

Interaction effect of irrigation and boron on seed yield (kg ha⁻¹)

The interaction of irrigation level and boron had a significant influence on seed yield (Appendix XII and Table 13). The highest seed yield (638.23 kg ha⁻¹) was recorded in the interaction I₂B₃ (Irrigation at 25 and 40 days after sowing and Boron at 40% recommended dose as basal + rest 60% as foliar spray at pre flowering) which was statistically similar with I₂B₂, I₂B₁, I₂B₀, I₁B₃, I₁B₂, I₁B₁, I₁B₀, I₀B₃ combinations. Likewise, the lowest amount of seed yield (240.67 kg ha⁻¹) was recorded from in the combination of I₀B₀ (control).

4.3.2 Stover yield (kg ha⁻¹)

Effect of irrigation

Application of different levels of irrigation had a significant variation on stover yield of lentil (Appendix XII and Table 11). Result showed that the highest amount of stover yield (573.98 kg ha⁻¹) was obtained from I₂ (Irrigation at 25 days after sowing and 40 DAS). The lowest amount of stover yield (405.14 kg ha⁻¹) was recorded from I₀ (noirrigation). Same result was found by Paramjit and Roy (2001).

Effect of boron

Substantial variation was also found by different levels of boron on stover yield of lentil (Appendix XII and Table 12). From the result it was obtained that the greatest amount of stover yield (598.81 kg ha⁻¹) was recorded from B₃ (40% recommended dose as basal + rest 60% as foliar spray at pre flowering) respectively. Likewise, the lowest amount of stover yield (496.31 kg ha⁻¹) was collected from B₀ (0 kg ha⁻¹) respectively. Similar result was recorded by Malewar *et al.* (2001).

Interaction effect of irrigation and boron on stover yield (kg ha⁻¹)

The combination effect of irrigation and boron had a significant effect on stover yield of lentil (Appendix XII and Table 13). The largest amount of stover yield (751.20 kg ha⁻¹) was recorded from in the combination I₂B₃ (Irrigation at 25 and 40 DAS and Boron at 40% recommended dose as basal + rest 60% as foliar spray at pre flowering). The maximum amount of stover yield (556.57 kg ha⁻¹) was obtained in the combination I₁B₁ (Irrigation at 25 days after sowing and Boron at 80% RD as basal + rest 20% as FS at PF) followed by I₂B₀, I₀B₃ and I₀B₁ treatment. The lowest amount of stover yield (252.27 kg ha⁻¹) was recorded from the combination I₀B₀ (control) respectively.

4.3.3 Biological yield (kg ha⁻¹)

Effect of irrigation

Significant observation was observed due to the different levels of irrigation on biological yield (Appendix XII and Table 11). The largest biological yield (1167.2 kg ha⁻¹) was recorded from I₁ (25 days after sowing) which was statistically similar to I₂ (25 days after sowing and 40 DAS). The lowest biological yield (768.3 kg ha⁻¹) was obtained from I₀ (no irrigation) respectively. Roy *et al.* (2016) was mentioned similar result of chickpea.

Effect of boron

Biological yield was found significant in respect of boron (Appendix XII and Table 12). The result revealed that the highest biological yield (1182.4 kg ha⁻¹) was recorded from B₃ (40% recommended dose as basal + rest 60% as FS at PF) which was significantly different with B₂ (60% RD as basal + rest 40% as FS at PF). Likewise, the lowest biological yield (945.0 kg ha⁻¹) was obtained from B₀ (control).

Interaction effect of irrigation and boron on biological yield (kg ha⁻¹)

The interaction effect of irrigation and boron had significant variation on biological yield (Appendix XII and Table 13). From the table it was showed that the highest biological yield (1389.4 kg ha⁻¹) was recorded in the combination of I₂B₃ (Irrigation at 25 and 40 DAS and Boron at 40% recommended dose as basal + rest 60% as FS at PF) which was statistically incompatible with other treatments. From the table the lowest biological yield (492.9 kg ha⁻¹) was collected from the combination I₀B₀ (control) respectively.

4.3.4 Harvest index

Effect of irrigation

Harvest index is an important measurement of yield performance. The harvest index was found significant due to different levels of irrigation (Table 11). The highest harvest index (49.85%) was recorded from I₂ (Irrigation at 25 DAS and 40DAS), which was statistically similar with I₁ (25 DAS) respectively.

Effect of boron

There were no significant variations in case of harvest index due to different boron management except control treatment (Table 12). Among the treatments, B₃ (40% recommended dose as basal + rest 60% as foliar spray at pre flowering) gave the highest harvest index (53.34%) which was followed by other treatments except B₀ (control). The lowest harvest index (46.40%) was recorded from B₀ (control) which was significantly incompatible with other treatments respectively.

Interaction effect of irrigation and boron on harvest index (%)

The combined application of irrigation and boron had a significant variation on harvest index (Appendix XII and Table 13). The interaction of result showed that the highest harvest index was calculated from I₂B₃ (Irrigation at 25 and 40 DAS and Boron at 40% RD as basal + rest 60% as FS at PF) which was statistically different with other treatments. Likewise, the lowest harvest index (43.24%) was recorded from the combination of I₀B₀ (control).

Table11. Response of irrigation application on yield and harvest index of lentil at harvest

Treatments	Seed yield (kg ha ⁻¹)	Stover yield (kg ha ⁻¹)	Biological yield (kg ha ⁻¹)	Harvest index (%)
I ₀	363.1 b	405.14 b	768.3 b	47.26
I ₁	545.0a	552.22 a	1167.2 a	46.69
I ₂	570.56 a	573.98 ab	1144.5 a	49.85
SE	2.0573	5.4673	5.7822	NS
CV (%)	14.46	35.48	19.51	16.02

Note: NS = Non significant, I₀ = No irrigation; I₁= 25 DAS; I₂= 25 DAS and 40 DAS

Table12. Response of boron application on yield and harvest index of lentil at harvest

Treatments	Seed yield (kg ha ⁻¹)	Stover yield (kg ha ⁻¹)	Biological yield (kg ha ⁻¹)	Harvest index (%)
B ₀	448.70 b	496.31 a	945.0 b	47.48
B ₁	466.98 ab	486.90 a	953.9 b	48.95
B ₂	472.44 ab	553.02 a	1025.5 ab	49.06
B ₃	583.51 a	598.89 a	1182.4 a	49.34
SE	4.0633	5.0607	7.2662	NS
CV (%)	24.73	28.44	21.23	16.2

NS = Non significant

Note: B₀ =Control; B₁= 80% recommended dose as basal + rest 20% as foliar spray at pre flowering; B₂ = 60% RD as basal + rest 40% as FS at PF; B₃ = 40% RD as basal + rest 60% as FS at PF

Table 13. Interaction effect of irrigation and boron on yield and harvest index of parameters of lentil at harvest

Treatment combinations	Yield and harvest index parameters			
	Seed yield (kg ha ⁻¹)	Stover yield (kg ha ⁻¹)	Biological yield (kg ha ⁻¹)	Harvest index (%)
I ₀ B ₀	240.67 c	252.27 c	492.9 d	47.36 ab
I ₀ B ₁	368.77 bc	477.57 a-c	846.3 b-d	43.57 ab
I ₀ B ₂	371.03 bc	412.57 bc	783.6 cd	47.34 ab
I ₀ B ₃	472.20 ab	478.17 a-c	950.4 bc	49.68 ab
I ₁ B ₀	457.23 ab	711.03 ab	1168.3 a-c	39.13 b
I ₁ B ₁	574.30 a	556.57 a-c	1130.9 a-c	50.78 b
I ₁ B ₂	508.37 ab	653.97 ab	1162.3 a-c	43.73 b
I ₁ B ₃	634.10 a	567.30 ab	1207.4 ab	52.51 b
I ₂ B ₀	632.20 a	525.63 a-c	1173.8 a-c	53.85 b
I ₂ B ₁	457.87 ab	426.57 bc	884.4 b-d	51.77 b
I ₂ B ₂	537.93 ab	592.53 ab	1130.5 a-c	47.58 b
I ₂ B ₃	638.23 a	751.20 a	1389.4 a	45.93 a
SE	7.0378	8.7653	12.585	4.6611
CV (%)	24.73	28.44	21.23	16.2

NS = Non significant

Note: I₀ = No irrigation; I₁= 25 DAS; I₂ = 25 DAS and 40 DAS

B₀ =Control; B₁= 80% recommended dose as basal + rest 20% as foliar spray at pre flowering; B₂ = 60% RD as basal + rest 40% as FS at PF; B₃ = 40% RD as basal + rest 60% as FS at PF

CHAPTER V SUMMARY AND CONCLUSION

A field experiment was conducted to study the effect of irrigation and boron on growth, yield and quality of lentil during the rabi season (November-February) 20018-20019 at the research field of the Department of Agronomy, Sher-e-Bangla Agricultural University, Dhaka. The experiment was laid out in a split-plot design in two factors with three replications comprising 36 plots. Irrigation used as a factor A and boron used as factor B. There are three levels of irrigation *viz.*, I_0 = control (no irrigation), I_1 = Irrigation at 25 days after sowing (DAS), I_2 = Irrigation at 25 and 40 DAS and four levels of boron *viz.*, B_0 = (Control), B_1 = (80% recommended dose as basal + Rest 20% as foliar spray at pre flowering), B_2 = (60% RD as basal + Rest 40% as FS at PF), B_3 = (40% RD as basal + Rest 60% as FS at PF)].The study was aimed at finding out the most effective combination of treatment of lentil under different levels of irrigation and boron.

Lentil seeds were sown on 3th November, 2018 and harvested at 9th to 13th February, 2019. Data on growth, yield contributing characters and yield were recorded and analyzed statistically following SE test at 1% and 5% level of significance. Data were recorded on crop growth parameters like plant length, leaves plant⁻¹, branches plant⁻¹, and above ground dry matter plant⁻¹ at different growth stages. Other yield and yield contributing character like pods plant⁻¹, seeds pod⁻¹, pod length, 1000-seeds weight, seed yield, stover yield, biological yield (kg ha⁻¹) and harvest index were recorded after harvest.

From the result it was observed that application of two irrigation at 25 days after sowing and 40 DAS had no significant difference among them. The best result of plant length (24.72 cm), leaves plant⁻¹ (42.21), branches plant⁻¹ (5.15), pods plant⁻¹ (15.59), plant dry weight plant⁻¹ (4.14 g), pod length (1.31 cm), seeds pod⁻¹ (1.94), 1000-seed weight (24.26 g), seed yield (570.56 kg ha⁻¹), stover yield (622.23 kg ha⁻¹), biological yield (1167.2 kg ha⁻¹) produced by two irrigations at 25 DAS (I_1) and 40 DAS (I_2) stages at harvest time. Lowest result (22.09 cm, 35.65, 3.55, 15.28, 3.82, 1.26 cm, 1.61, 19.61g, 14 kg ha⁻¹

363.114 kg ha⁻¹, 405.14 kg ha⁻¹, 768.3 kg ha⁻¹ respectively) were also found with no irrigation (I₀) on plant length, number of branches, number of leaves, number of pods, plant dry weight, 1000-seed weight, seed yield, stover yield and biological yield, respectively whereas irrigation at 25 DAS and 40 DAS stages significantly at harvest index (46.19%).

However, the tallest plant (23.97 cm) was recorded from B₃ (40% RD as basal + rest 60% as FS at PF), while the shortest plant (23.14 cm) was recorded from B₀ (0 kg ha⁻¹) at harvest. The highest number of leaves plant⁻¹ (53.63), branches plant⁻¹ (4.60), plant dry weight (4.40 g), pods plant⁻¹ (25.49), pod length (1.33 cm), seeds pod⁻¹ (2.00), seed yield (583.51 kg ha⁻¹), stover yield (598.81 kg ha⁻¹), biological yield (1182.4 kg ha⁻¹) and harvest index (53.34%) were recorded from B₃ respectively. The smallest plant length, leaves plant⁻¹, branches plant⁻¹, plant dry weight, pods plant⁻¹, pod length, seeds pod⁻¹, seed yield, stover yield, biological yield and harvest index (23.14 cm, 44.43, 3.95, 3.39 g, 14.49, 1.20 cm, 1.74, 21.11g, 448.70 kg ha⁻¹, 496.31 kg ha⁻¹, 945.0 kg ha⁻¹ and 46.40 %) were recorded from B₀ (0 kg ha⁻¹) respectively.

Combined effect of irrigation and boron also significantly affect the growth, as well as yield contributing characters and yield of lentil. The interaction result had significantly different from others treatment. From the result it was concluded that the tallest plant (27.59 cm) was obtained from the combination I₂B₃ (Irrigation at 25 & 40 DAS) and Boron at (40% RD as basal + rest 60% as FS at PF) at harvest, while the smallest plant (23.30 cm) was recorded from I₀B₀ (no irrigation and 0 kg ha⁻¹ Boron) treatment. The highest plant dry weight (4.83 g) was recorded from I₂B₃, while the lowest dry weight (3.51 g) was obtained from I₀B₀ combination. The highest number of leaves per plant and number of branches (55.23 and 5.73) was collected from the combination I₂B₃ and the lowest (45.44 and 3.55) was collected from I₀B₀ treatment at harvest time. From the result the highest number of pods (17.78) was recorded from I₂B₃, and the lowest (13.72) was recorded from control treatment (I₀B₀). The highest number of seeds per pod (2.00) was recorded from I₂B₃ combination and lowest (1.40) was collected from control (I₀B₀).

The highest pod length (1.35 cm) was recorded from the interaction I_2B_2 (Irrigation at 25 & 40 DAS) and Boron at (60% RD as basal + rest 40% as FS at PF) and the lowest pod length (1.23 cm) was recorded from I_0B_0 . The maximum 1000-seed weight (25.5 g) was recorded from I_2B_2 , while the lowest 1000-seed weight (17.69 g) was recorded from I_0B_0 . The maximum seed yield, stover yield and biological yield ($658.23 \text{ kg ha}^{-1}$, $751.26 \text{ kg ha}^{-1}$, $1389.4 \text{ kg ha}^{-1}$) was recorded from I_2B_3 and the lowest ($240.67 \text{ kg ha}^{-1}$, $252.27 \text{ kg ha}^{-1}$, 492.9 kg ha^{-1}) was recorded from control (I_0B_0). From the result the highest harvest index (61.44%) was recorded from I_2B_3 and the lowest harvest index (47.36%) was recorded from I_0B_0 treatment respectively.

It can be concluded from the discussion that the combined effect of irrigation and boron levels had influenced the production, growth and yield of lentil characteristics. Among the irrigation levels two irrigation I_2 (Irrigation at 25 DAS and 40 DAS) followed by one irrigation (I_1) at 25 days after sowing and among the boron levels B_3 (40% recommended dose as basal + rest 60% as foliar spray at pre flowering) and the interaction I_2B_3 (two irrigations at 25 DAS and 40 DAS and Boron at 40% RD as basal + rest 60% B as FS at PF) were found to be most promising. Their interaction also best combined effect for its growing and yield of lentil.

During the study period on December 2018 two rainfall (12.8 mm) at 10 and 25 December irrigation occurred so that every plant received sufficient moisture received for proper growth and development for that reason I_0B_3 treatment also showed the similar yield.

Recommendation

Such study should be conducted at different lentil growing areas of Bangladesh for the justification and evaluation at different agro-ecological zones of the variability towards improvement of the crop. In case of Rabi season, irrigation shed must be applied for conducting irrigation based experiment.

REFERENCES

- Abdo, F. (2001). The response of two mungbean cultivars to zinc, manganese and boron I. Morphological, physiological and anatomical aspects. *Bulletin-Faculty of Agriculture University of Cairo*, **52**(3): 445-466.
- Abraham, T., Thenua, O. V. S., and Shivakumar, B. G. (2010). Impact of Levels of Irrigation and Fertility Gradients on Dry Matter Production, Nutrient Uptake and Yield on Chickpea (*Cicer Arietinum*) Intercropping System. *Legume Res.* **33**(1): 10-16.
- Agarwala, S. C., Sharma, P. N., Chatterjee, C., and Sharma, C. P. (1981). Development and Enzymatic Changes during Pollen Development in Boron Deficient Maize Plants. *J. Plant Nutrition*, **3**(1-4): 329-336.
- Ahlawat, I. P. S., Gangaiah, B., and Ashraf, Z. M. (2007). Nutrient management in chickpea. In *Chickpea Breeding and Management*; Yadav, S. S., Redden, R., Chen, W., Sharma, B., Eds.; CAB International: Wallingford, UK, pp. 213–232.
- Anantawiroon P., Subedi K.D., and Rerkasem B. (1997) Screening wheat for boron efficiency. In: Bell R.W., and Rerkasem B. (eds) *Boron in Soils and Plants. Developments in Plant and Soil Sciences*, vol **76**. Springer, Dordrecht.
- Anonymous, (2009). *25 Years of Pulses Research at IIPR, 1984-2009* (Eds. Shiv Kumar and Mohan Singh), Published by: Indian Institute of Pulses Research, Kanpur, India.
- Ashraf, I., Pervez, M., Amjad, M., and Ahmad, R. (2011). Effect of varying irrigation frequencies on growth, yield and quality of pea seed. *J. Agric. Res.* **49**(3): 339-351.
- Attia, M., and Barsoum, M. (2013). Effect of supplementary irrigation and biofertilization on wheat yield productivity under rainfed conditions. *Alex. J. Agric. Res.* **58**(2): 149-157.
- BBS. (2018). *Statistical Yearbook of Bangladesh*. Bangladesh Bureau of Statistics. Ministry of planning, Govt. of the People’s Republic of Bangladesh, Dhaka.
- Bell, R., Melay, L., Plaskett, D., Dell, B., and Loneragn, J. (1990). Internal boron requirement of green gram. *Plant Nutrition, Physiology and Application*. ML Van Beusichem ed. On: Kluwer Acad. Pub.

- Bharti, N., Murtuza, M., and Singh, A. (2002). Effect of boron-Rhizobium relationship on yield, nitrogen and boron nutrition of chickpea (*Cicer arietinum*). *J. Res.-Birsra Agric. Univ.* **14**(2): 175.
- Bhattacharya, A. (2009). Yield determination in lentil under non-irrigated and irrigated conditions: phenology, dry matter distribution and yield attributes. *Indian J. Agric. Res.* **43**(1): 1-9.
- Bhuiyan, M. A. H., Khanam, D., Ali, M. E., Zaman, M. K., & Islam, M. S. (2008). Response of lentil to biofertilizer and chemical fertilizers in the farmer's field. Annual Research Report, 2007-2008, Soil Science Division, BARI, Gazipur.
- Bisen, C., Tomar, S., Shivamurthy, R., and Kashyap, M. (1980). Response of lentil (*Lens esculenta*) to rhizobium inoculation and fertilization under different moisture regimes. *Mysore J. Agric. Sci.* **14**(4): 483-486.
- Blum, A. (2005). Drought resistance, water-use efficiency, and yield potential—are they compatible, dissonant, or mutually exclusive? *Aust. J. Agri. Res.* **56**(11): 1159-1168.
- Bolanos, L., Esteban, E., De Lorenzo, C., Fernandez-Pascual, M., De Felipe, M. R., Garate, A., and Bonilla, I. (1994). Essentiality of Boron for Symbiotic Dinitrogen Fixation in Pea (*Pisum sativum*) Rhizobium Nodules. *Plant Physiol.* **104**(1): 85-90.
- Brenchley, W. E., and Thornton, H. G. (1925). The relation between the development, structure and functioning of the nodules on *Vicia faba*, as influenced by the presence or absence of boron in the nutrient medium. Proceedings of the Royal Society of London Series B-Containing Papers of a Biological Character. **98**(691): 373-399.
- Brown, P. H., Bellaloui, N., Hu, H., and Dandekar, A. (1999). Transgenically enhanced sorbitol synthesis facilitates phloem boron transport and increases tolerance of tobacco to boron deficiency. *Plant Physiol.* **119**(1): 17-20.
- Bstawi, A. T., Hwary, A. K., and Yagoub, S. O. (2011). Effect of skipping irrigation on growth, yield, yield components and water use efficiency of wheat (*Triticum aestivum* L.) in semi-arid Region of Sudan. *Agric. Biol. J. North America.* **2**(6): 1003-1009.

- Ceyhan, E., Önder, M., Harmankaya, M., Hamurcu, M., and Gezgin, S. (2007). Response of Chickpea Cultivars to Application of Boron in Boron-Deficient Calcareous Soils. *Communications in soil science and plant analysis*. **38**(17-18): 2381-2399.
- Chowdhury, M., Ullah, M., Rahman, M., and Shahidullslam, M. (2000). Effect of boron and nitrogen fertilization on cowpea growth, nodulation and grain yield in Rangamati. Bangladesh. *Legume Res.* **23**(1): 9-14.
- Crook, D., Ellis, R., and Summerfield, R. (1999). Winter-sown lentil and its impact on a subsequent cereal crop. *Aspects of Applied Biology*. **56**: 241-248.
- Cselotol, H. (1980). Water stress and leaf growth of Snap bean. *Hort. Abst.* **53**(2): 181-194.
- Cubero, J. (1981). Origin, taxonomy and domestication [lentils].
- Dastan, A., and Aslam, H. (1986). Effect of seed inoculation and different N levels on the grain yield of lentil (*Lens culinaris*). *Asian J. Plant Sci.* **1**(4): 314-315.
- Dear, B. S., and Lipsett, J. (1987). The Effect of Boron Supply on the Growth and Seed Production of Subterranean Clover (*Trifolium-Subterraneum L.*). *Aust. J. Agric. Res.* **38**(3): 537-546.
- Debaeke, P., and Aboudrare, A. (2004). Adaptation of crop management to water-limited environments. *Europ. J. Agron.* **21**(4): 433-446.
- Dhuppar, P., Biyan, S., Chintapalli, B., and Rao, S. (2012). Lentil crop production in the context of climate change: An Appraisal. *Indian Res. J. Ext. Edu.* **2**: 33-35.
- Dixit, P. M., and Elamathi, S. (2007). Effect of foliar application of DAP, micronutrients and NAA on growth and yield of green gram (*Vigna radiata L.*). *Legume Research-An Int. J.* **30**(4): 305-307.
- Dordas, C., Apostolides, G. E., and Goundra, O. (2007). Boron application affects seed yield and seed quality of sugar beets. *J. Agric. Sci.* **145**(4): 377-384.
- Dubtez, S. C., and Mahalle, J. (1998). Respons of French bean (*Phaseolus vulgaris*) genotypes to N. *Indian J. Agron.* **38**(2), 321-332.
- Dutta, R., Uddin, M., & Rahman, L. (1984). Productivity of Mungbean, rice and mustard in relation to boron in Brahmaputra Floodplain Soil. *Bangladesh J. Soil Sci.* **20**: 77-83.

- Dwivedi, B. S., Ram, M., Singh, B. P., Das, M., and Prasad, R. N. (1990). Differential Response of Crops to Boron Fertilization in Acid Alfisols. *Indian J. Agric. Sci.* **60**(2): 122-127.
- El-Fouly, M. M. and El-Sayed, A. A. (1997). Foliar fertilizer: An environmentally friendly application of fertilizers. Dahlia Greidinger International symposium on “Fertilizer and Environment” 24-27 March, Haifa, Israel, *Ed. John, J.* 346-357.
- El-Hwary, A., and Yagoub, S. (2011). Effect of skipping irrigation on growth, yield, yield components and water use efficiency of wheat (*Triticum aestivum L.*) in semi arid Region of Sudan. *Agric. Biol. J. N. Am.* **2**(6): 1003-1009.
- El-Nour, E. A. (2002). Can supplemented potassium foliar feeding reduce the recommended soil potassium. *Pak. J. Biol. Sci.* **5**(3): 259-262.
- Erskine, W., and Elashkar, F. (1993). Rainfall and Temperature Effects on Lentil (*Lens-Culinaris*) Seed Yield in Mediterranean Environments. *J. Agric. Sci.* **121**(3): 347-354.
- FAO. (2013). <http://faostat.fao.org/>
- Faris, M. A. I. E., Takruri, H. R., and Issa, A. Y. (2013). Role of lentils (*Lens culinaris L.*) in human health and nutrition: a review. *Mediterr J. Nutr. Metab.* **6**(1): 3-16.
- Gerath, B., Berchmann, W., and Zajone, I. (1975). The effect of micronutrient, boron on yield development in winter rape. *Indian J. Soil Sci.* **116**: 13.
- Giriappa, J. (1998). Response of green gram to irrigation. *Madras Agril. J.* **79**(5): 185-199.
- Gupta, V., and Gupta, S. (1993). Boron tolerance of chickpea and lentil on Tropic Uttarprodesh. *J. Indian Soc. Soil. Sci.* **41**(4): 797-798.
- Hamid, A. and Haque, M. M. (2003). The effect of incorporation of mungbean residue on productivity of rice. Punjab Agricultural University, Punjab, India, 30-33.
- Hamid, S. A. and Rahih, U. (1990). Production of wheat as affected by soil moisture stress. *Indian. J. Agric. Sic.* **65**: 354-368.
- Haque, M. Q. (1998). Development of some photoneutral varieties of mungbean for summer and winter cultivation in Bangladesh. *Bangladesh J. Agril. Res.* **8**(1): 07-16.

- Harmankaya, M., Hamurcu, M., Ceyhan, E., and Gezgin, S. (2008). Response of common bean (*Phaseolus vulgaris* L.) cultivars to foliar and soil applied boron in boron deficient calcareous soils. *Afr. J. Biotechnol.* **7**(18).
- Ho, S. B. (2000). Boron deficiency of crops in Taiwan (No. Folleto 16296). Food and Fertilizer Technology Center.
- Hossain, M., Alam, M., and Ripon, M. (2013). Effect of irrigation and sowing method on yield and yield attributes of mustard. *Rajshahi Univ. J. life earth agric. sci.* **41**: 65-70.
- Hosseini, F., Nezami, A., Parsa, M., and Hajmohammadnia, G. K. (2011). Effects of supplementary irrigation on yield and yield components of lentil (*Lens culinaris Medik.*) cultivars in Mashhad climate. 625-633.
- Hudak, C. M., and Patterson, R. P. (1995). Vegetative Growth Analysis of a Drought-Resistant Soybean Plant Introduction. *Crop Sci.* **35**(2): 464-471.
- Islam, M. B., & Sarker, M. A. Z. (1993). Effect of different levels of boron on the yield of mustard (pp. 1-4). Research Report 1992-1993. Bangladesh Agricultural Research Institute, On-farm Research Division, Agricultural Research Station, Rangpur.
- Kahraman, A., Khan, M. K., Pandey, A., and Dogan, E. (2016). Effect of Supplemental Irrigation on Lentil Yield and Growth in Semi-Arid Environment. *Not. Bot. Horti. Agrobot.* **44**(1): 237-244.
- Kaisher, M., Aatur, M., Amin, M., and Amanullah, A. (2010). Effect of sulfur and boron on the seed yield and protein content of Mungbean. *Bangladesh Res. Pub. J.* **3**: 1181-1186.
- Kalita, P., and Dey, S. (1997). Physiological efficiency and yield Performance of some Blackgram (*Vigna mungo*) Varieties as Influenced by Foliar Application of Boron. *PLANT PHYSIOLOGY AND BIOCHEMISTRY-NEW DELHI.* **24**: 22-25.
- Kalyani, R., Devi, V., Satyanarayana, N., and Rao, K. (1993). Effect of foliar application of boron on crop growth and yield of pigeonpea (*Cajanus cajan* (L.) millspaugh). *Indian J. Plant Physiol.*
- Khade, H. R., and Varma, S. (1990). Combined effect of insecticide and fertilizers on the growth and yield of lentil (*Lens culinaris*). *Indian J. Entom.* **49**(1): 64-68.

- Khourgami, A., Maghooli, E., Rafiee, M., and Bitarafan, Z. (2012). Lentil response to supplementary irrigation and plant density under dry farming condition. *Int. J. Sci. Adv. Technol.* **2**: 51-55.
- Kibria, M. T. (2013). Effect of irrigation and weeding on the yield components and yield of mustard (SAU Sarisha-3). Sher-e-Bangla Agricultural University.
- Krouma, A. (2010). Plant water relations and photosynthetic activity in three Tunisian chickpea (*Cicer arietinum L.*) genotypes subjected to drought. *Turk. J. Agric. For.* **34**(3): 257-264.
- Kumar, R., Kumar, S., and Thakral, S. (2010). Effect of irrigation and weed management on lentil (*Lens culinaris Medic. L.*) under different planting techniques. *Indian J. Weed Sci.* **42**(1 and 2): 56-59.
- Lal, M., Gupta, P., and Pandey, R. (1988). Response of lentil to different irrigation schedules [*Lens culinaris*]. *Lentil Experimental News Service*.
- Latif, M. M. A. (2006). Influence of irrigation and nitrogen on the yield of rapeseed (*Brassica napus*). MS Thesis, Dept. of Agronomy, Bangladesh Agril. Univ., Mymensingh, Bangladesh.
- Lewis, R., Hiler, E., and Jordan, W. (1974). Susceptibility of Grain Sorghum to Water Deficit at Three Growth Stages 1. *Agron. J.* **66**(4): 589-591.
- Lopes, N. (1988). Growth, morphology, assimilates partitioning and dry matter production of bean (*Phaseolus vulgaris L.*) plant under three length levels and two water regimes. *Hort. Abst.* **58**: 733.
- Mahajan, T. S., Chavan, A. S., and Dongale, J. H. (1994). Effect of Boron on Yield and Quality of Groundnut (*Arachis-Hypogaea*) on Lateritic Soil. *Indian J. Agric. Sci.* **64**(8): 532-535.
- Majumdar, D. K., and Roy, S. K. (1992). Response of Summer Sesame (*Sesamum-Indicum*) to Irrigation, Row Spacing and Plant-Population. *Indian J. Agron.* **37**(4): 758-762.
- Malewar, G., Kate, S., Waikar, S., and Ismail, S. (2001). Interaction effects of zinc and boron on yield, nutrient uptake and quality of mustard (*Brassica juncea L.*) on a typic haplustert. *J. Indian Soc. Soil Sci.* **49**(4): 763-765.

- Manjunath, Rakesh, K., Satish, K. and Thakral, S. K. (2010). Effect of irrigation and weed management on lentil (*Lens culinaris Medic. L.*) under different planting techniques. *Indian J. Weed Sci.* **42**(1&2): 56-59.
- Maqbool, R., Ali, W., Nadeem, M. A., and Abbas, T. (2018). Boron Application in Clay-Loam Soil for Improved Growth, Yield and Protein Contents of Mungbean in Water-Stresses. *Sains Malaysiana.* **47**(1): 51-58.
- Marschner, H. (1990). Mineral Nutrition of Higher Plants. London: Academic Press.
- Marschner, H. (1995). Mineral nutrition of higher plants. 2nd. Edn. Academic Pres.
- Mckenzie, B. A., and Hill, G. D. (1990). Growth, Yield and Water-Use of Lentils (*Lens-Culinaris*) in Canterbury. *New Zealand J. Agric. Sci.* **114**(3): 309-320.
- Mehrotra, O., Pal, M., and Singh, B. (1977). Note on the irrigation requirement of lentil varieties in relation to fertility. *Indian J. Agric. Res.*
- Misra, S. M., and Patil, B. D. (1987). Effect of Boron on Seed Yield in Lucerne (*Medicago-Sativa L.*). *J. Agron. & Crop Sci.* **158**(1): 34-37.
- Mondal, C., Bandopadhyay, P., Alipatra, A., and Banerjee, H. (2012). Performance of summer mungbean (*Vigna radiata L. Wilczek*) under different irrigation regimes and boron levels. *J. Food Legume.* **25**: 37-40.
- Mondal, R. H., Anwar, B., Rafiuddin, M., and Hossain, M. A. (2010). Integrated nutrient management for sustaining soil fertility and yield of Lentil-Mungbean-T. Aman cropping pattern. Annual Research Report, 2009-2010. Pulse Research Centre, BARI, Gazipur.
- Mustafa, M. N., Sagar, G. K., Chandrika, V., and Reddy, P. M. (2008). Growth and Yield of Chickpea as Influenced by Irrigation and Nutrient Management. *Legume Res.* **31**(3): 221-223.
- Nema, V., Singh, S., and Singh, P. (1984). Response of lentil to irrigation and fertility levels. Lentil Experimental News Service.
- Oplinger, E., Hardman, L., Kaminski, A., Kelling, K., and Doll, J. (1990). Department of Agronomy and soil science. Hardman college of agriculture and life science/-University of Wisconsin.

- Oweis, T., Hachum, A., and Pala, M. (2004). Lentil production under supplemental irrigation in a Mediterranean environment. *Agricultural Water Management*. **68**(3): 251-265.
- Pabitra, A., Soma, G., Ananda, H., Sukanto, S., and Babulal, T. (2018). Effect of Boron on Growth and yield of Lentil in Alluvial soil. *Int. J. Pure App. Boisci*. **6**(5): 1171-1175.
- Padma, M., Reddy, S., and Babu, R. (1989). Effect of foliar sprays of molybdenum (Mo) and boron (B) on flowering, fruiting and yield of French bean (*Phaseolus vulgaris* L.). *The J. Res. APAU*.
- Pal, A. K. and Jana, P. K. (1991). Effect of phosphorus, rhizobium inoculation and irrigation on growth, yield and water use efficiency of summer green gram (*Phaseolus radiatus*). *Indian J. Agron*. **36**(4): 536-540.
- Panahyan-e-Kivi, M., Ebadi, A., Tobeh, A., and Jamaati-e-Somarin, S. (2009). Evaluation of yield and yield components of lentil genotypes under drought stress. *Res. J. Environ. Sci*. **3**(4): 456-460.
- Pandey, N., and Gupta, B. (2013). The impact of foliar boron sprays on reproductive biology and seed quality of black gram. *J. Trace. Elem. Med. Biol*. **27**(1): 58-64.
- Pandey, R. K., Herrera, W. A. T., Villegas, A. W. and Penletion, J. W. (1984). Drought response of grain legumes under irrigation gradient. II. *Plant growth. Agron. J*. **76**: 557-560.
- Pang, X. P., Letey, J., and Wu, L. (1997). Irrigation quantity and uniformity and nitrogen application effects on crop yield and nitrogen leaching. *Soil Sci. Soc. America J*. **61**(1): 257-261.
- Pannu, R. K., and Singh, D. P. (1988). Influence of water deficits on morpho-physiological and yield behavior of mungbean (*Vigna radiata* (L.) Wilczek) (No. RESEARCH). AVRDC.
- Paramjit, V. P. S., and Roy, D. K. (2001). Effect of different levels of nitrogen and irrigation on nitrogen uptake and quality of malt barley var. *Alfa-93*. *Res. Crops*. **2**(2): 120-122.
- Parmar, S. K., Patel, R. A., Saras, P., and Chaudhari, N. N. (2014). Effect of irrigation scheduling (IW/CPE Ratio) and Nitrogen on yield and economics of Rajma

- (*Phaseolus vulgaris* L.) under Middle Gujarat Conditions. *Trends in Biosciences*. **7**(23): 3980-3982.
- Patel, M. S., and Golakiya, B. A. (1996). Effect of calcium carbonate and boron application on yield and nutrient uptake by groundnut. *J. Indian Soc. Soil Sci.* **34**(4): 815-820.
- Patidar, D., Patel, J. B., and Saras, K. S. (2015). Influence of irrigation scheduling based on critical growth stages and different levels of zinc on growth, yield and quality of summer cowpea (*Vigna unguiculata* L. Walp.) under Middle Gujarat conditions. *Trends in Biosciences*. **8**(2): 358-361.
- Patil, J. D., Shinde, P. H., Shingte, A. K., and Patil, N. D. (1993). Effect of boron application on groundnut yield. *J. Maharashtra Agric. Univ.* **18**: 49-51.
- Paul, N. K., and Begum, F. A. (1993). Effect of specific developmental stages on growth and irrigation at yield of mustard. *Bangladesh J. Agric.* **18**: 77-79.
- Petersen Jr, A. (1989). Effect of water stress on *Phaseolus vulgaris* L., and *Phaseolus acutifolius* var. *Latifolius*. *Hort. Absi.* **59**(4): 333.
- Pilbeam, D. J., and Kirkby, E. A. (1983). The Physiological-Role of Boron in Plants. *J. Plant Nutrition*. **6**(7): 563-582.
- Piri, I., Nik, M. M., Tavassoli, A., and Rastegaripour, F. (2011). Effect of irrigation intervals and sulphur fertilizer on growth analyses and yield of Brassica juncea. *Afr. J. Microbiol. Res.* **5**(22): 3640-3646.
- Prakash, K., and Dey, S. C. (1997). Physiological efficiency and yield performance of some black gram (*Vigna mungo* L.) varieties as influenced by foliar application of boron. *Plant Physiology and Biochemistry*. **24**: 22-25.
- Provakar, M., and Suraf, G. S. (1991). Influence of irrigation and phosphorus in growth, yield and water use efficiency of chickpea (*Cicer arietinum*) genotypes. *Indian J. Agron.* **36**(3): 357-362.
- Quah, S., and Jafar, N. (1994). Effect of nitrogen fertilizer on seed protein of mungbean. Applied biology beyond the year 2000. *In Proc. 3rd Symp. Malaysian Soc. Applied Biol.* (pp. 72-74).

- Quddus, M., Naser, H., Hossain, M., and Hossain, M. A. (2014). Effect of zinc and boron on yield and yield contributing characters of lentil in low ganges river floodplain soil at Madaripur, Bangladesh. *Bangladesh J. Agril. Res.* **39**(4): 591-603.
- Rad, M., Ghasemi, A., and Arjmandinejad, A. (2010). Study of limit irrigation on yield of lentil (*Lens culinaris*) genotypes of national plant gene bank of Iran by drought resistance indices. *American-Eurasian J. Agric. & Environ. Sci.* **7**(2): 238-241.
- Rahman, H. (2001). Effect of irrigation and planting density on edible podded pea. MS. Thesis. Bangabandhu Shiekh Mujibur Rahman Agricultural University, Gazipur-1706.
- Rahman, M. (1994). Effect of nitrogen, sulphur and irrigation on the yield and yield components of mustard (cv. Sampad). MS Thesis, Dept. of Agronomy, Bangladesh Agril. Univ., Mymensingh, Bangladesh.
- Rahman, M., and Alam, M. (1998). Response of groundnut to phosphorus and boron nutrition. *Bangladesh J. Agril. Res.* **23**(2): 237-245.
- Rahnema, A. A., and Bakhshandeh, A. M. (2006). Determination of optimum irrigation level and compatible canola varieties in the Mediterranean environment. *Asian J. Plant Sci.*
- Rajput, R. L., Kaushik, J. P., and Verma, O. P. (1991). Yield and Nutrient-Uptake in Soybean (*Glycine-Max*) as Affected by Irrigation, Phosphorus and Row Spacing. *Indian J. Agron.* **36**(4): 549-552.
- Rathi, R., Kaushik, G., and Varma, O. (1995). Yield and nutrient uptake in lentil (*Lens culinaris*) as affected by irrigation, phosphorus. *Indian J. Agron.* **36**(4): 549-552.
- Ray, D., Bandyopadhyay, P., Jana, P., Bhowmick, M., and Ray, D. (2001). Influence of irrigation schedules on yield, consumptive use and crop coefficient of chickpea (*Cicer arietinum* L.). *J. Interacad.* **5**: 33-38.
- Reddi, G., and Reddi, T. (1995). Irrigation of principal crops. Efficient use of irrigation water. 229-259.
- Reddy, N. R. N., and Ahlawat, I. P. S. (1998). Response of chickpea (*Cicer arietinum*) genotypes to irrigation and fertilizers under late-sown conditions. *Indian J. Agron.* **43**(1): 95-101.

- Rerkasem, B., Bell, R., and Loneragan, J. (1990). Effects of seed and soil boron on early seedling growth of black and green gram (*Vigna mungo* and *V. radiata*). In *Plant Nutrition-Physiology and Applications* (pp. 281-285): Springer.
- Rowe, B. A., and Neilsen, J. E. (2010). Effects of irrigating forage turnips, *Brassica rapa* var. *rapa*, during different periods of vegetative growth. 1. Turnip yields, yield components and growth rates. *Crop & Pasture Sci.* **61**(11): 885-891.
- Roy, I., Biswas, P. K., Ali, M. H., Haque, M. N., Islam, M. S., and Achakzai, A. K. K. (2016). Effect of supplemental application of nitrogen, irrigation and hormone on the yield and yield components of Chickpea. *World J. Agric. Sci.* **12**(1): 70-77.
- Roy, P. D., Narwal, R.P., and Malik, R.S. (2011). Response and enrichment of green gram (*Vigna radiata* L.) genotypes with respect to boron application. Poster: *Plant Breeding and Mol. Biol.*, 1-2.
- Sadasivam, R., Natarajaratnam, N., Chandra Babu, R., Muralidharan, V., and Rangasamy, S. R. S. (1988). Response of mungbean cultivars to soil moisture stress at different growth phases. In: *Proceeding of the second international symposium on mungbean*, pp. 260-262.
- Sakal, R., Sinha, R., Singh, A., and Bhogal, N. (1999). Effect of boron and fym alone and in combination on boron nutrition of crops in maize: lentil cropping system. *Fertiliser news.* **44**(11): 49-52.
- Salter, P. J., and Goode, J. E. (1967). Crop responses to water at different stages of growth. *Crop Responses to Water at Different Stages of Growth*. pp.256 pp. ref. Bibl. 42 pp
- Saraf, C., and Baitha, S. (1979). Effect of varying soil moisture regimes and phosphorus levels on growth, yield and consumptive use of water by lentils planted on different dates under Delhi conditions. *Lens Newsletter.* **6**: 1-7.
- Sarker, A., Erskine, W., and Singh, M. (2003). Regression models for lentil seed and straw yields in Near East. *Agricultural and Forest Meteorology.* **116**: 61- 37.
- Saxena, M. C., and Yadav, D. S. (1976). Agronomic studies on lentil under sub-tropical conditions of pantnagar. *India. Lens.* **3**: 17-26.
- Schon, M. K., and Blevins, D. G. (1987). Boron stem infusions stimulate soybean yield by increasing pods on lateral branches. *Plant Physiol.* **84**(4): 969-971.

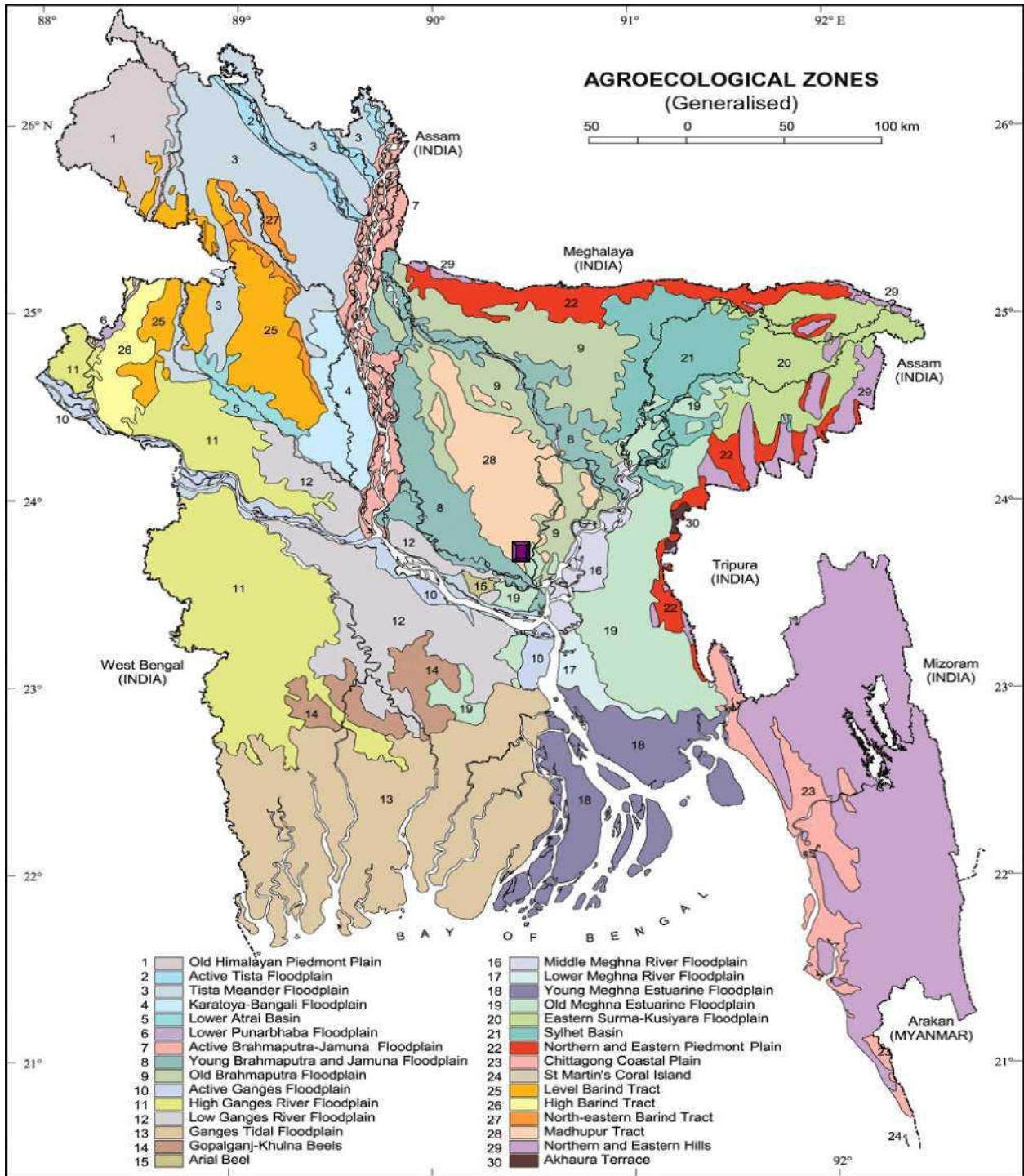
- Schon, M. K., and Blevins, D. G. (1990). Foliar boron applications increase the final number of branches and pods on branches of field-grown soybeans. *Plant Physiol.* **92**(3): 602-607.
- Sejal, K., Patel, R., Piyush, S., and Nidhi, N. (2014). Effect of irrigation scheduling (IW: CPE ratio) and nitrogen on yield and economics of Rajma (*Phaseolus vulgaris* L.) under middle Gujarat conditions. *Trends in Biosciences.* **7**(23): 3980-3982.
- Sezen, S. M., Yazar, A., and Eker, S. (2006). Effect of drip irrigation regimes on yield and quality of field grown bell pepper. *Agric. Water Mngt.* **81**(1-2): 115-131.
- Sherrell, C. G. (1983). Effect of Boron Application on Seed Production of New-Zealand Herbage Legumes. *New Zealand J. Experimental Agric.* **11**(2): 113-117.
- Shorrocks V. M. (1991). Boron - a global appraisal of the occurrence, diagnosis and correction of boron deficiency. On the Role of Sulphur, Magnesium and Micronutrients in Balanced Plant Nutrition. In Proc. Int. Symp. Ed. S Portch. pp 39-53. Potash and Phosphate Institute, Hong Kong.
- Siag, R. K., Kumar, S., Verma, B. L., and Singh, V. (1993). Effect of Irrigation Schedule on Yield, Water-Use and Oil Content of Toria (*Brassica-Napus Var Napus*). *Indian J. Agron.* **38**(1): 42-44.
- Singh, A., Ahlawat, I. P. S., and Sharma, R. P. (1981). Effect of irrigation, seedling rates and phosphorous application on late sown lentil. Crop management to meet the new challenges. *Indian Society Agron. Nat. Symp.* Hissar, March 14-16.
- Singh, A., Khan, M., and Arun, S. (2014). Effect of boron and molybdenum application on seed yield of mungbean. *Asian J. Biol. Sci.* **9**(2): 169-172.
- Singh, A., Singh, B., and Patel, C. (1992). Response of Vegetable Pea (*Pisum-Sativum*) to Zinc, Boron And Molybdenum In An Acid Alfisol of Meghalaya. On: Indian Soc Agronomy Indian Agri. Res. Inst. Div. Agrono. New Delhi 110012, India.
- Singh, R. C., Faroda, A. S., and Sharma, H. C. (1979). Effect of Irrigation and Fertility Levels on the Yield and Water Requirement of Lentil. *Indian J. Agron.* **24**(3): 351-353.
- Singh, S., Varma, S., and Singh, R. P. (2004). Residual effect of organic and inorganic sources of nutrients in lowland rice on succeeding lentil. *Indian J. Agri. Res.* **38**(2): 121-125.

- Singh, V., and Singh, S. P. (1984). Studies on Boron Toxicity in Lentil and Barley. *Indian J. Agron.* **29**(4): 545-546.
- Sionit, N., and Kramer, P. J. (1977). Effect of Water Stress During Different Stages of Growth of Soybean 1. *Agron. J.* **69**(2): 274-278.
- Sprague, H. B. (1951). Hunger signs in crops. *Soil Science.* **98**(3): 208.
- Srivastava, S., Johansen, C., Neupane, R., and Joshi, M. (2005). Severe boron deficiency limiting grain legumes in the inner Terai of Nepal. *Micronutrients in South and South East Asia.* 67.
- Stoltz, E. and Wallenhammar, A. (2014). Influence of boron in organic red clover (*Trifolium pratense* L.) seed production. *Grass Forage Sci.* **69**: 285-293.
- Subasinghe, S., Dayatilake, G., and Senaratne, R. (2003). Effect of B, Co and Mo on nodulation, growth and yield of cowpea (*Vigna unguiculata*). *Trop. Agric. Res. Ext.* **6**: 108-112.
- Talukder, M. S. U. (1987). Growth and Development of Wheat as Affected by Soil-Moisture Stress. *Indian J. Agric. Sci.* **57**(8): 559-564.
- Tripathy, S., Patra, A., and Samui, S. (1999). Effect of micronutrients on nodulation, growth, yield and nutrient uptake by groundnut (*Arachis hypogaea* L.). *Indian J. Plant Physiol.* **4**(3): 207-209.
- Tripurari, P., and Yadav, D. S. (1990). Effect of irrigation and planting density on yield attributes and yield of green gram and black gram. *Indian J. Agron.* **35**(1&2): 99-101.
- Venkateswarlu, O. G., and Ahlawat, I. P. S. (1993). Effect of soil moisture regimes, seed rate and phosphorus fertilization on growth and yield attributes and yield of late sown lentil (*Lens culinaris*). *Indian J. Agron.* **36**(2): 236-243.
- Verma, R., and Mishra, P. (1999). Effect of doses and methods of boron application on growth and yield of mungbean. *Indian J. Pulses Res.* **12**(1): 115-118.
- Verma, V. S., and Kalra, G.S. (1981). Effect of irrigation, nitrogen and phosphorus on lentil. *Indian J. Agron.* **26**(3): 322-326.

- Vimalan, B., Gayathri, P., Thiyareshwari, S., and Prabhakaran, J. (2017). Effects of boron on the seed yield and protein content of green gram (*Vigna mungo*) var. CO 8. *Life Sci. Int. Res. J.* **4**(1).
- Vitkov, M. (1972). Water stress and leaf growth of French bean. *Hort. Abst.* **43**(1): 171-172.
- Walter, J., Steigemann, W., Singh, T. P., Bartunik, H., Bode, W., and Huber, R. (1982). On the Disordered Activation Domain in Trypsinogen-Chemical Labeling and Low-Temperature Crystallography. *Acta Cryst. Section B-Structural Sci.* **38**(May): 1462-1472.
- Wang, Z., Zhang, F., and Shen, K. (1996). Comparative analysis of free amino acid in *Brassica napus* L. under different boron levels. *China Agril. Univ.*, **1**(1): 73-78.
- Wojcik, P., Cieslinski, G., and Mika, A. (1999). Apple yield and fruit quality as influenced by boron applications. *J. Plant Nutrition.* **22**(9): 1365-1377.
- Yadav, S. K., Singh, B. R., Kumar, S., and Varma, O. P. S. (1992). Correlation and economic studies on the growth and yield parameters of mungbean under inter cropping system with cowpea. *Intl. J. Tropic. Agric.* **12**(1-2): 33-35.
- Yang, Y., Xu, H., Jie, Z., and Wang, B. (1989). Influence of B, N and K nutritional level of B uptake, quality and yield of rapeseed. *Agril. Sci.* **22**(1): 44-51.
- Yusuf, M., Singh, N., and Dastane, N. (1979). Effect of frequency and timings of irrigation on gram yield and water use efficiency of lentil [chickpea, India]. *Annals of Arid Zone.*
- Zafar, M., Maqsood, M., Ramzan, M., Amzan, A., and Zahid, A. (2003). Growth and yield of lentil as affected by phosphorus. *Int. J. Agri. Biol.* 1560-8530.
- Zaman, A., Alam, M., Roy, B., and Beg, A. (1996). Effect of B and Mo application on mungbean. *Bangladesh J. Agril. Res.* **21**(1): 118-124.
- Zhang, H., Pala, M., Oweis, T., and Harris, H. (2000). Water use and water-use efficiency of chickpea and lentil in a Mediterranean environment. *Aust. J. Agric. Res.* **51**(2): 295-304.

APPENDICES

Appendix I: Experimental site showing in the map under the present study



Appendix II. Monthly records of Temperature, Rainfall, and Relative humidity of the Experiment site during the period from November 2018 to February 2019

Year	Month	Air temperature(⁰ c)			Relative humidity (%)	Rainfall (mm)	Sunshine (hr)
		Minimum	Maximum	Mean			
2018	November	19.2	29.6	24.4	53	34.4	11
2018	December	14.1	26.4	20.25	50	12.8	11
2019	January	12.7	25.4	19.05	46	7.7	11
2019	February	15.5	28.1	21.8	37	28.9	11

Source: Bangladesh Meteorological Department (Climate Division), Agargaon, Dhaka-1212.

Appendix III. The mechanical and chemical characteristics of soil of the experimental as observed prior to experimentation

Particle size constitution:

Sand : 40 %
 Silt : 40 %
 Clay : 20 %
 Texture : Loamy

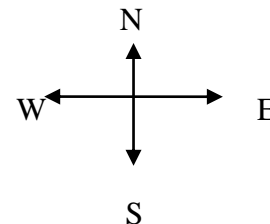
Chemical composition:

Constituents	0-15 cm depth
pH	5.45-5.61
Total N (%)	0.07
Available P (μ g/g)	18.49
Exchangeable K (μ g/g)	0.07
Available S (μ g/g)	20.82
Available Fe (μ g/g)	229
Available Zn (μ g/g)	4.48
Available Mg (μ g/g)	0.825
Available Na (μ g/g)	0.32
Available B (μ g/g)	0.94
Organic matter (%)	0.83

Source: Soil Resources Development Institute (SRDI), Farmgate, Dhaka.

Appendix IV: Layout of the experiment

LEGEND



R1		R2		R3	
I ₀ B ₀	I ₁ B ₂	I ₁ B ₁	I ₂ B ₃	I ₂ B ₂	I ₀ B ₀
I ₀ B ₁	I ₁ B ₃	I ₁ B ₂	I ₂ B ₀	I ₂ B ₃	I ₀ B ₁
I ₀ B ₂	I ₂ B ₀	I ₁ B ₃	I ₀ B ₁	I ₂ B ₀	I ₁ B ₂
I ₀ B ₃	I ₂ B ₁	I ₁ B ₀	I ₀ B ₂	I ₂ B ₁	I ₁ B ₃
I ₁ B ₀	I ₂ B ₂	I ₂ B ₁	I ₀ B ₃	I ₀ B ₂	I ₁ B ₀
I ₁ B ₁	I ₂ B ₃	I ₂ B ₂	I ₀ B ₀	I ₀ B ₃	I ₁ B ₁

Layout:

Split-plot design

Plot size: 2.5 m × 1.5 m

Between plot: 0.25m

Between block: 0.5 m

Treatments

Factor A: Irrigation

I₀ = no irrigation

I₁ = one irrigation at 25 days after sowing (DAS)

I₂ = two irrigation at 25 DAS and 40 DAS

Factor B: Boron

B₀ = Control

B₁ = 80% recommended dose as basal basal+ rest 20% as foliar spray at pre flowering

B₂ = 60% RD as basal+ Rest 40% as FS at PF

B₃ = 40% RD as basal+ rest 60% as FS at PF

Appendix V: Response of irrigation and boron application on Plant length (cm) of lentil

Source of variance	Degrees of freedom	Mean square of plant length (cm)			
		35DAS	50DAS	65DAS	At Harvest
Replication	2	15.228	10.960	17.3198	24.790
Factor A	2	35.24**	27.732**	42.990**	26.655**
Error	4	13.829	9.8612	3.180	3.036
Factor B	3	26.028**	6.861**	3.699*	0.980 ^{NS}
AB	6	6.526**	6.458**	10.293**	3.629*
Error	18	4.292	7.446	7.853	8.165

*Significant at level of 5% ** Significant at level of 1%

^{NS} = Non significant, Factor A= Irrigation, Factor B= Boron

Appendix VI: Response of irrigation and boron application on number of Leaves plant⁻¹ of lentil

Source of variance	Degrees of freedom	Mean square number of leaves plant ⁻¹			
		35DAS	50DAS	65DAS	At Harvest
Replication	2	7.457	4.036	902.9	680.385
Factor A	2	0.205 ^{NS}	46.288**	496.965**	232.523**
Error	4	1.812	20.795	759.838	74.211
Factor B	3	6.867**	36.061**	321.713**	221.4**
AB	6	0.759 ^{NS}	10.919**	455.682**	287.398**
Error	18	2.855	18.321	458.546	484.902

*Significant at level of 5% ** Significant at level of 1%

^{NS} = Non significant, Factor A= Irrigation, Factor B= Boron

Appendix VII: Response of irrigation and boron application on number of branches plant⁻¹ of lentil

Source of variance	Degrees of freedom	Mean square number of branches/plant		
		50DAS	65DAS	At Harvest
Replication	2	0.844	0.864	0.058
Factor A	2	7.028*	6.423 ^{NS}	8.250*
Error	4	0.887	0.193	0.141
Factor B	3	0.749 ^{NS}	0.640 ^{NS}	0.684 ^{NS}
AB	6	0.060 ^{NS}	0.117 ^{NS}	0.199 ^{NS}
Error	18	0.511	0.574	0.233

*Significant at level of 5% ** Significant at level of 1%

^{NS} = Non significant, Factor A= Irrigation, Factor B= Boron

Appendix VIII: Response of irrigation and boron application on dry weight (g plant⁻¹) of lentil

Source of variance	Degrees of freedom	Mean square of dry weight (g)			
		35DAS	50DAS	65DAS	At Harvest
Replication	2	0.022	0.0173	2.445	0.324
Factor A	2	0.0041 ^{NS}	0.0184 ^{NS}	11.160*	8.777*
Error	4	0.0309	0.0375	2.936	2.947
Factor B	3	0.0022 ^{NS}	3.2101*	3.631*	3.484*
AB	6	0.0051 ^{NS}	3.0064*	3.915*	3.258*
Error	18	0.0085	0.0142	1.350	1.986

*Significant at level of 5% ** Significant at level of 1%

^{NS}= Non significant, Factor A= Irrigation, Factor B= Boron

Appendix IX: Response of irrigation and boron application on days to flowering and days to maturity of lentil

Source of variance	Degrees of freedom	Mean square of days to flowering and days to maturity	
		Days to flowering	Days to maturity
Replication	2	0.9492	5.5121
Factor A	2	23.0122**	66.4599**
Error	4	6.565	2.9891
Factor B	3	1.1289 ^{NS}	3.1649*
AB	6	0.2566 ^{NS}	1.424 ^{NS}
Error	18	0.8683	1.5174

*Significant at level of 5% ** Significant at level of 1%

^{NS}= Non significant, Factor A= Irrigation, Factor B= Boron

Appendix X: Response of irrigation and boron application on number of Pods plant⁻¹ of lentil

Source of variance	Degrees of freedom	Mean square number of Pods plant ⁻¹		
		50DAS	65DAS	At Harvest
Replication	2	1.769	18.559	4.253
Factor A	2	0.199 ^{NS}	54.397**	2.029 ^{NS}
Error	4	8.405	27.430	0.787
Factor B	3	0.672 ^{NS}	31.714**	1.293 ^{NS}
AB	6	8.306**	30.762**	17.419**
Error	18	3.239	22.123	13.397

*Significant at level of 5% ** Significant at level of 1%

^{NS}= Non significant, Factor A= Irrigation, Factor B= Boron

Appendix XI: Response of irrigation and boron application on number of yield contributing parameters of lentil

Source of variance	Degrees of freedom	Mean square of yield contributing parameters		
		Pod length (cm)	Number of seeds pod ⁻¹	1000-seed weight (g)
Replication	2	0.0002	0.021	21.057
Factor A	2	0.009 ^{NS}	0.021 ^{NS}	68.166**
Error	4	0.012	0.053	6.300
Factor B	3	0.0082 ^{NS}	0.118 ^{NS}	5.374**
AB	6	0.014 ^{NS}	0.017 ^{NS}	2.605*
Error	18	0.013	0.038	2.327

*Significant at level of 5% ** Significant at level of 1%

^{NS} = Non significant, Factor A= Irrigation, Factor B= Boron

Appendix XII: Response of irrigation and boron application on seed yield, stover yield biological yield and harvest index of lentil

Source of variance	Degrees of freedom	Mean square of seed yield, stover yield, biological yield and harvest index			
		Seed yield (kg ha ⁻¹)	Stover yield (kg ha ⁻¹)	Biological yield (kg ha ⁻¹)	Harvest index (%)
Replication	2	753.64	265.21	1201.65	96.147
Factor A	2	1534.56**	1559.11**	6023.87**	197.073*
Error	4	50.79	358.69	401.2	63.769
Factor B	3	337.638**	246.33**	1086.6**	83.363**
AB	6	182.72**	407.06**	691.42**	71.198**
Error	18	148.59	230.49	475.18	65.177

*Significant at level of 5% ** Significant at level of 1%

^{NS} = Non significant, Factor A= Irrigation, Factor B= Boron

LIST OF PLATES



Plate 1. Field view at seed sowing



Plate 2. Field view of treatment combination (I_1B_1) at 40 DAS.



Plate 3. Field view of treatment combination (I_0B_0) at 40 DAS.



Plate 4. Field view at flower stage of treatment combination (I_0B_0) at 40 DAS.



Plate 5. Field view at flower stage of treatment combination (I_2B_3) at 40 DAS.



Plate 6. Field view at pod formation of treatment combination (I_2B_3) at 40 DAS.



Plate 7. Field view at pod formation of treatment combination (I_0B_0) at 40 DAS.



Plate 8: Field view at application of irrigation.



Plate 9. Field view at spraying of boron pre flowering.



Plate 10. Field view at maturity of the pods in the experiment field.



Plate 11. Field view at harvest time.



Plate 12. During process of drying.



Plate 13. During collection of seeds.



Plate 14. During measuring the seeds.



Plate 15. Overview of the experiment field.